

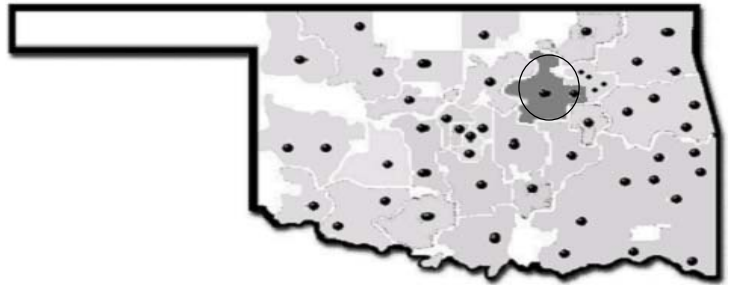
# CENTRAL TECHNOLOGY CENTER PROFILE

Oklahoma's CareerTech Districts: Central Technology Center

**3 CT Circle  
Drumright, Oklahoma 74030  
(918) 352-2551**

**Mr. Phil Waul, Superintendent**

<http://www.centraltech.edu/>



## DISTRICT OVERVIEW

### Demographic Data <sup>3</sup> (FY 07)

	Technology Center District Enrollment	Technology Centers Statewide Average
Caucasian	82.7%	70.7%
African American	3.7%	8.0%
Asian	0.2%	1.6%
Hispanic	3.8%	5.8%
American Indian	9.7%	14.0%
Highest Educational Level for Adults Age 25+		
College Degree	16.6%	26.4%
H.S. Diploma w/o College Degree	76.3%	68.3%
Less than 12th Grade Education	7.1%	5.3%
Economically Disadvantaged Full-Time Secondary Students	35.4%	29.6%

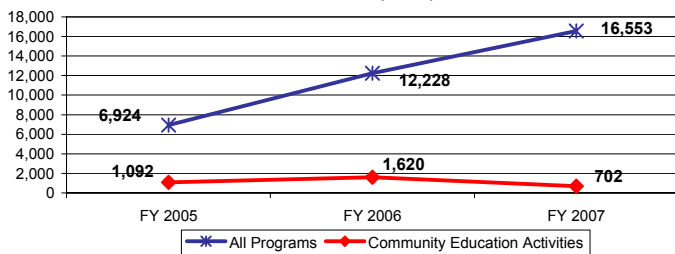
### Financial Data <sup>2</sup> (FY 07)

	Technology Center District	Technology Center %	Statewide %
<b>REVENUE</b>			
<b>General Fund Revenue</b>			
<b>Revenue</b>			
Local Funds	\$6,448,065	46.3%	64.1%
Local Ad Valorem	\$4,814,347	74.7%	80.8%
Adult Tuition	\$1,045,231	16.2%	10.8%
Local Other	\$588,487	9.1%	8.4%
State Funds	\$6,774,029	48.6%	30.7%
Federal Funds	\$703,589	5.1%	5.2%
<b>Total General Fund Revenue</b>	<b>\$13,925,683</b>	<b>100%</b>	
<b>Building Fund Revenue</b>			
Total Local Revenue	\$1,503,885	100.0%	
Local Taxes	\$1,434,723	95.4%	
Local Tuition/Fees	\$0	0.0%	
Local Other Sources	\$69,162	4.6%	
State	\$0	0.0%	
Federal	\$0	0.0%	
<b>Total Building Fund Revenue</b>	<b>\$1,503,885</b>	<b>100%</b>	
<b>TOTAL REVENUE: GENERAL FUND + BUILDING FUND = \$15,429,568</b>			
<b>EXPENDITURES</b>			
Classroom Activity & Instructional Support	\$8,250,098	65.9%	63.9%
Guidance & Counseling	\$1,041,357	8.3%	5.3%
General Administration	\$299,776	2.4%	2.4%
General Support	\$795,656	6.4%	11.5%
Student Transportation	\$406,718	3.3%	3.0%
Operation of Plant	\$1,719,747	13.7%	13.7%
Other Services	\$0	0.0%	0.2%
<b>TOTAL EXPENDITURES</b>	<b>\$12,513,352</b>	<b>100.0%</b>	<b>100.0%</b>

### Cost Per Student<sup>2</sup> (FY 07)

	Technology Center District	Statewide
Average Cost Per FTE Enrollment in Full-Time Programs	\$6,814	\$7,196
Average Cost Per Enrollment in Bus. & Industry Programs	\$135	\$109

### Total Enrollment (FY 07) <sup>3</sup>



### District Population & Partner Schools <sup>1 & 3</sup>

District population is 103,990 based on 2000 census data. School districts served include Allen-Bowden, Bristow, Cleveland, Cushing, Davenport, Depew, Drumright, Gypsy, Hominy, Jennings, Lone Star, Kellyville, Kiefer, Mannford, Milfay, Mounds, Oak Grove, Oilton, Olive, Pretty Water, Ripley, Sapulpa, Stroud and Yale.

Definitions of all terms can be found in the glossary at the beginning of this document.

Data provided by the following sources:

<sup>1</sup> Office of Accountability, State of Oklahoma

<sup>2</sup> Oklahoma Department of Career and Technology Education, Technology Center Services Division

<sup>3</sup> Oklahoma Department of Career and Technology Education, Information Management Division

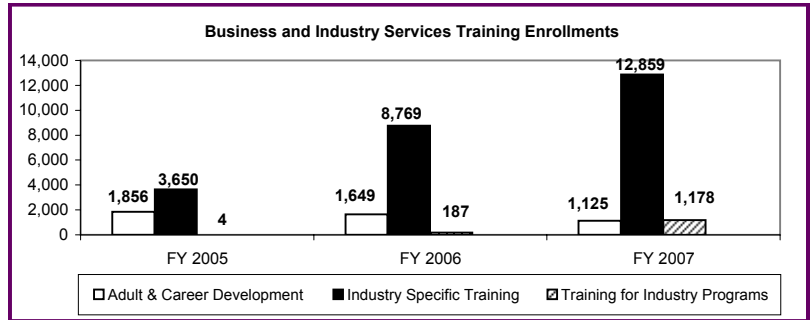
<sup>4</sup> Oklahoma Department of Education

<sup>5</sup> Technology Center

# CENTRAL TECHNOLOGY CENTER PROFILE

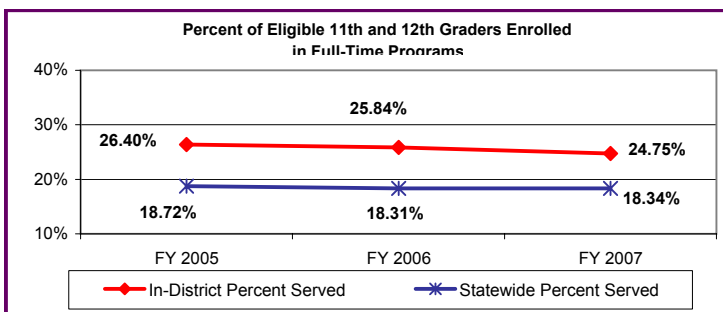
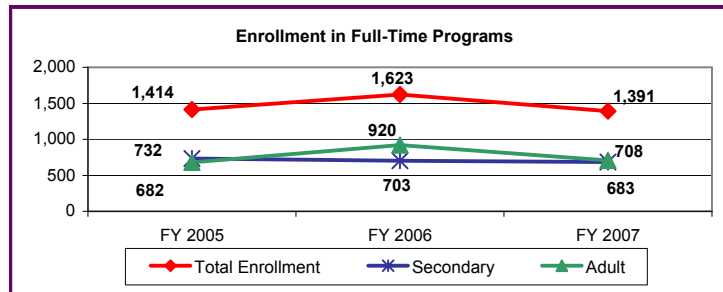
## BUSINESS AND INDUSTRY SERVICES TRAINING <sup>3</sup>

Business and Industry Services Course Statistics		
Program Type (FY 07)	Number of Classes	Hours of Training
Adult and Career Development	149	5,741
Industry Specific Training	1,247	7,378
Training for Industry Programs	246	8,450
<b>Total All Programs</b>	<b>1,642</b>	<b>21,569</b>
Total Adjunct Instructors:	131	
Total Businesses & Industries Served:	391	



## FULL-TIME PROGRAMS (FY 07) <sup>3</sup>

Instructors (FY07) <sup>2</sup>	
Full-Time Program Instructors	49
National Board Certified Instructors	2
Average Annual Salary for Instructors (base salary):	
10 month contract:	45,629
11 month contract:	n/a
12 month contract:	52,648



Program Outcomes - Completion/Retention FY 07 <sup>3</sup>			
Technology Center			
<b>Completion Status:</b>	<b>Secondary</b>	<b>Adult</b>	<b>All Students</b>
Retained in Program/Completers	87%	91%	89%
Transfers	12%	2%	7%
Leavers	1%	7%	4%
Statewide			
	<b>Secondary</b>	<b>Adult</b>	<b>All Students</b>
Retained in Program/Completers	87%	89%	88%
Transfers	11%	2%	7%
Leavers	3%	9%	5%

Program Outcomes - Placement FY 07 <sup>3</sup>			
Technology Center			
<b>Placement Status:</b>	<b>Secondary</b>	<b>Adult</b>	<b>All Students</b>
<b>Total Positive Placement</b>	97%	98%	98%
Military	4%	0%	2%
Employed Related	31%	93%	68%
Employed Not Related	5%	2%	4%
Continuing Education	55%	4%	24%
Unemployed Seeking	2%	1%	1%
Not in Labor Force	2%	1%	1%
Statewide			
<b>Placement Status:</b>	<b>Secondary</b>	<b>Adult</b>	<b>All Students</b>
<b>Total Positive Placement</b>	95%	92%	94%
Military	3%	1%	2%
Employed Related	28%	70%	47%
Employed Not Related	6%	8%	7%
Continuing Education	57%	13%	38%
Unemployed Seeking	3%	4%	3%
Not in Labor Force	3%	3%	3%

## PROJECTS & UNIQUE ATTRIBUTES <sup>5</sup>

Central Technology Center's (CTC) commitment to excellence is verified by its recognition as a Gold Star School for 18 consecutive years. CTC provides 98 career majors at campuses in Drumright and Sapulpa as well as short-term adult training.

CTC recently added Project Turning Point, a dropout recovery program, and will soon offer Biomedical and Paramedic training.

CTC has a unique partnership with five colleges and universities in Oklahoma and Kansas for students to receive tuition-free college credit while attending CTC. In addition, CTC provides academic courses in math and science necessary for high school graduation. Secondary students who live in the technology center district are eligible to attend tuition-free.

CTC's Business and Industry Division has developed customized oil and gas pipeline training programs, added evening welding and machining classes to better meet the needs of the workforce and works with companies throughout the district to meet their safety and specialized training needs.

*Definitions of all terms can be found in the glossary at the beginning of this document.*

Data provided by the following sources:

<sup>1</sup> Office of Accountability, State of Oklahoma

<sup>2</sup> Oklahoma Department of Career and Technology Education, Technology Center Services Division

<sup>3</sup> Oklahoma Department of Career and Technology Education, Information Management Division

<sup>4</sup> Oklahoma Department of Education

<sup>5</sup> Technology Center