

**FACT SHEET ON
CAREER AND TECHNOLOGY EDUCATION
July 1, 2007 - June 30, 2008**

DELIVERY SYSTEM



ENROLLMENTS*

Secondary

Comprehensive Schools.....	142,972
Technology Centers	17,338
<i>Total Secondary Enrollment.....</i>	<i>160,310**</i>

Postsecondary

Full-Time Programs	11,657
Industry-Specific Training	273,829
Adult and Career Development	72,938
Training for Industry (TIP)	47,703
Skills Centers.....	1,470
<i>Total Postsecondary Enrollment</i>	<i>407,597</i>

Total Enrollment—All Categories.....567,907

NOTE: Students enrolled are duplicated between categories.

*Enrollments are for programs supported by state funding only and do not reflect community service activities at local technology centers.

**SECONDARY ENROLLMENTS
(unduplicated within grade level)**

Grade	CareerTech	Statewide	Percent Served
6th	7,412	44,880	17%
7th	12,298	45,135	27%
8th	15,931	45,786	35%
9th	22,248	49,063	45%
10th	20,936	47,382	44%
11th	21,808	42,666	51%
<u>12th</u>	<u>22,423</u>	<u>39,402</u>	<u>57%</u>
Totals 6th-12th	123,056	314,314	39%
9th-12th	87,415	178,513	49%

**NOTE: Total secondary CareerTech enrollment is 160,310 due to students who enroll in more than one program.

**DEMOGRAPHICS OF ENROLLEES IN
FULL-TIME PROGRAMS**

	Secondary	Postsecondary
Male	82,387 (51%)	5,328 (46%)
Female	77,918 (49%)	6,319 (54%)
Disadvantaged	79,298 (49%)	3,780 (32%)
Nondisadvantaged	81,012 (51%)	7,877 (68%)
Disabled	28,871 (18%)	735 (6%)
Nondisabled	131,439 (82%)	10,922 (94%)

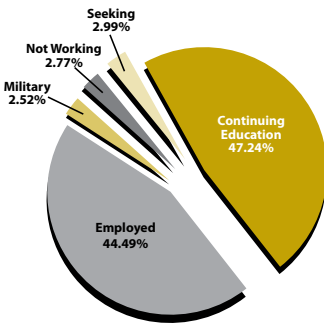
TEACHERS

Technology Centers.....	1,179
Comprehensive Schools	1,405
Skills Centers.....	59
<i>Total.....</i>	<i>2,643</i>

Comprehensive School Districts with CareerTech Programs.....	400
Comprehensive School Sites with CareerTech Programs.....	558
Technology Center Districts	29
Technology Center Campuses.....	56
Counties Served by Technology Centers	72

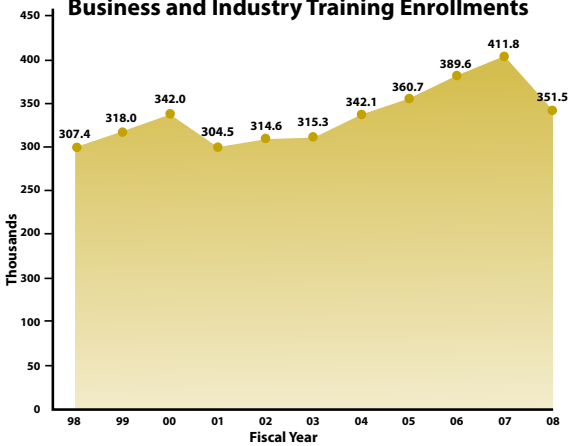
This publication is printed and issued by the Oklahoma Department of Career and Technology Education as authorized by 70 O.S. 1981, Sec. 14-104, as amended. 4,000 copies have been prepared and distributed at a cost of \$000.00. Copies have been deposited with the Publications Clearinghouse of the Oklahoma Department of Libraries. The Oklahoma Department of Career and Technology Education does not discriminate on the basis of race, color, religion, national origin, gender, age, disability, or veteran status. 00-00000

Student Placement Rate

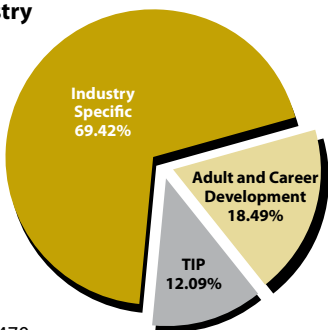


Positive placement (employed, military and continuing education) for completers in FY08 was 94.25 percent.

Business and Industry Training Enrollments



Business and Industry Enrollment by Program Type



Total Enrollment: 394,470

ADMINISTRATION

- Dr. Phil Berkenbile.....State Director
- Mr. Bruce DeMuthChief of Staff
- Mr. Greg Dewald.....Associate State Director
Educational Services
- Ms. Robin Schott.....Associate State Director
Research, STEM, Innovative and Federal Programs
- Mr. Brady McCulloughChief Financial and
Legislative Affairs Officer

**Oklahoma Department of Career and
Technology Education**
1500 West Seventh Avenue
Stillwater, OK 74074-4364
(405) 377-2000
www.okcareertech.org

FACT SHEET

July 1, 2007 - June 30, 2008

*career***tech**

*"We prepare Oklahomans to succeed in
the workplace, in education and in life."*



**Your Sound Investment
CareerTech's Solid Return**