

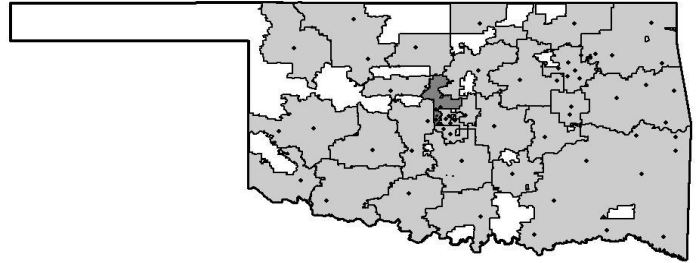
FRANCIS TUTTLE TECHNOLOGY CENTER DISTRICT

Oklahoma's CareerTech Districts:

**12777 North Rockwell Avenue
Oklahoma City, Oklahoma 73142-2789
(405) 717 -7799**

Dr. Tom Friedemann

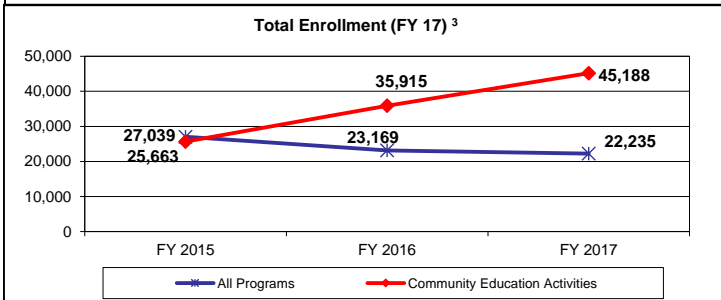
www.franistuttle.edu



DISTRICT OVERVIEW

Demographic Data ³ (FY 17)		
	Technology Center District Enrollment	Technology Centers Statewide Average
Caucasian	65.1%	64.9%
African American	13.1%	9.6%
Asian	3.8%	1.5%
Hispanic	11.1%	10.0%
American Indian	3.5%	11.4%
Two or More Races	3.4%	2.7%
Highest Educational Level for Adults Age 25+		
College Degree	41.4%	26.8%
H.S. Diploma w/o College Degree	54.2%	68.3%
Less than 12th Grade Education	4.3%	4.9%
Economically Disadvantaged Full-Time Secondary Students	25.0%	61.2%

Cost Per Student ² (FY 17)	Technology Center District	Statewide
Average Cost Per FTE Enrollment in State Programs	\$10,798	\$9,838
Average Cost Per Enrollment in Bus. & Industry Programs	\$91	\$120



District Population & Partner Schools ^{1 & 3}

District population is 293,193 based on 2010 census data. School districts served are Cashion, Crescent, Deer Creek, Edmond, Millwood, Putnam City and Western Heights.

Financial Data ² (FY 17)			
	Technology Center District	Technology Center %	Statewide %
REVENUE			
General Fund Revenue			
Revenue			
Local Funds	\$40,103,033	87.9%	76.3%
Local Ad Valorem	\$36,077,468	90.0%	85.7%
Adult Tuition	\$2,718,212	6.8%	9.1%
Local Other	\$1,307,353	3.3%	5.2%
State Funds	\$3,522,063	7.7%	18.9%
Federal Funds	\$2,013,616	4.4%	4.8%
Total General Fund Revenue	\$45,638,712	100.0%	100.0%

Building Fund Revenue			
Total Local Revenue	\$18,521,777	100.0%	
Local Taxes	\$18,383,607	99.3%	
Local Other Sources	\$138,170	0.7%	
State	\$0	0.0%	
Federal	\$0	0.0%	
Total Building Fund Revenue	\$18,521,777	100.0%	

TOTAL REVENUE: \$64,160,489

General and Building Fund Expenditures			
Classroom Activity & Instructional Support	\$25,566,574	62.6%	60.0%
Guidance & Counseling	\$3,075,088	7.5%	4.9%
General Administration	\$514,268	1.3%	2.7%
General Support	\$5,081,792	12.4%	13.6%
Student Transportation	\$872,985	2.1%	2.7%
Operation of Plant	\$5,735,967	14.0%	15.7%
Other Services	\$0	0.0%	0.3%
Subtotal:	\$40,846,674	100.0%	100.0%

Additional Expenditures			
Capital Outlay	\$16,788,989		
Student Financial Aid	\$1,378,391		
Other Expenditures	\$2,691,813		
Subtotal:	\$20,859,193		
TOTAL EXPENDITURES:			\$61,705,867

Definitions of all terms can be found in the glossary at the beginning of this document.

Data provided by the following sources:

¹ Office of Accountability, State of Oklahoma

² Oklahoma Department of Career and Technology Education, Technology Center Services Division

³ Oklahoma Department of Career and Technology Education, Information Management Division

⁴ Oklahoma Department of Education

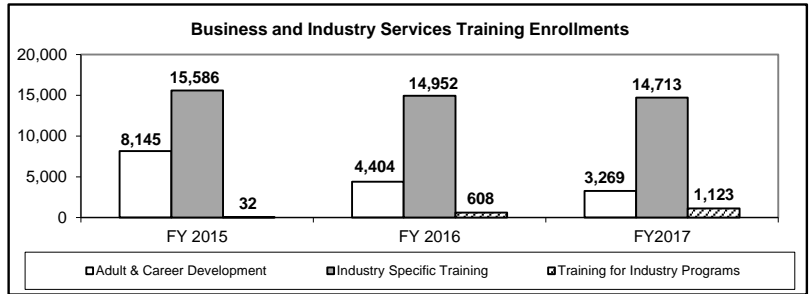
⁵ Technology Center

FRANCIS TUTTLE TECHNOLOGY CENTER DISTRICT

BUSINESS AND INDUSTRY SERVICES TRAINING³

Business and Industry Services Course Statistics

Program Type (FY 17)	Number of Classes	Hours of Training
Adult and Career Development	533	10,304
Industry Specific Training	1,200	12,275
Training for Industry Programs	293	20,784
Total	2,026	43,363
Total Adjunct Instructors:	239	
Total Businesses & Industries Served:	691	

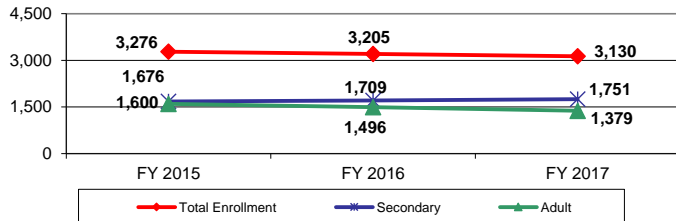


FULL-TIME INSTRUCTION (FY 17)³

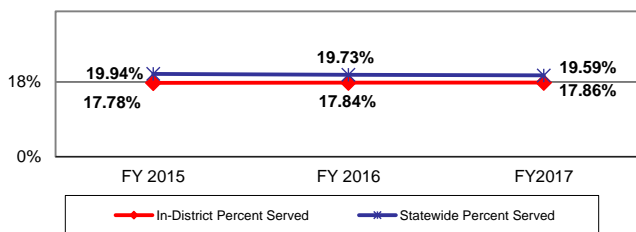
Instructors (FY 17)²

State Program Instructors	106
National Board Certified Instructors	12
Average Annual Salary for Instructors (base salary):	
10 month contract:	\$67,839
11 month contract:	\$72,439
12 month contract:	\$80,840

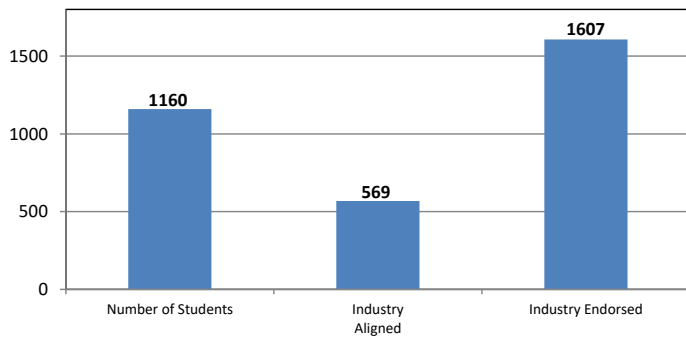
Enrollment in Full-Time Instruction



Percent of Eligible 11th and 12th Graders Enrolled in Full-Time Instruction⁴



Certifications (FY 17)³



State Program Outcomes - Completion/Retention FY 17³

Technology Center			
Completion Status:	Secondary	Adult	All Students
Retained/Completers	82%	87%	84%
Transfers	16%	3%	10%
Leavers	2%	10%	6%

Statewide

	Secondary	Adult	All Students
Retained/Completers	85%	88%	86%
Transfers	12%	2%	9%
Leavers	2%	10%	5%

State Program Outcomes - Placement FY 17³

Technology Center			
Placement Status:	Secondary	Adult	All Students
Total Positive Placement	97%	90%	93%
Military	2%	0%	1%
Employed Related	17%	67%	45%
Employed Not Related	3%	8%	6%
Continuing Education	75%	15%	41%
Unemployed Seeking	2%	7%	5%
Not in Labor Force	1%	3%	2%

Statewide

Placement Status:	Secondary	Adult	All Students
Total Positive Placement	96%	92%	95%
Military	3%	1%	2%
Employed Related	24%	70%	42%
Employed Not Related	6%	9%	7%
Continuing Education	63%	12%	44%
Unemployed Seeking	3%	5%	4%
Not in Labor Force	2%	4%	2%

PROJECTS AND UNIQUE ATTRIBUTES⁵

For the second time in three years, Francis Tuttle's Launch Pad FT business incubator was recognized as the Journal Record Business Incubator of the Year. Launch Pad FT continues to be an economic engine for the district, with client tenants having \$3.9 million in payroll for 106 employees, nearly \$10 million on deposit with local banks, and another \$1.7 million in working loans and investments (2017).

The Computer Science Academy was named a finalist in the Journal Record Innovation in Business and Industry program. The first academy of its kind in Oklahoma, the CSA now serves more than 100 high school students in a college preparatory program.

The new Industrial Technology building on FT's Reno campus is serving continued demand for manufacturing sector training programs such as welding and advanced manufacturing. Planning has begun for the Edmond campus, which will open in August of 2021.

Definitions of all terms can be found in the glossary at the beginning of this document.

Data provided by the following sources:

¹ Office of Accountability, State of Oklahoma

² Oklahoma Department of Career and Technology Education, Technology Center Services Division

³ Oklahoma Department of Career and Technology Education, Information Management Division

⁴ Oklahoma Department of Education

⁵ Technology Center