

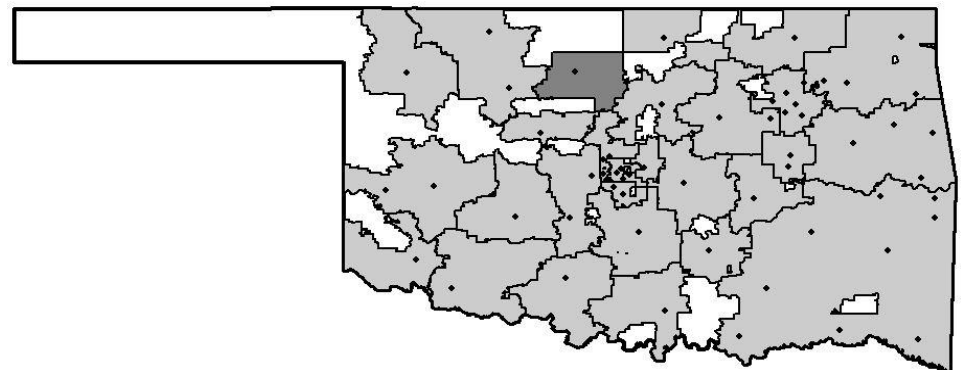
AUTRY TECHNOLOGY CENTER DISTRICT

**1201 W Willow
Enid, Oklahoma 74403-1799
(580) 242-2750**

Mr. Brady McCullough, Superintendent

www.autrytech.edu

Oklahoma's CareerTech Districts:



DISTRICT OVERVIEW

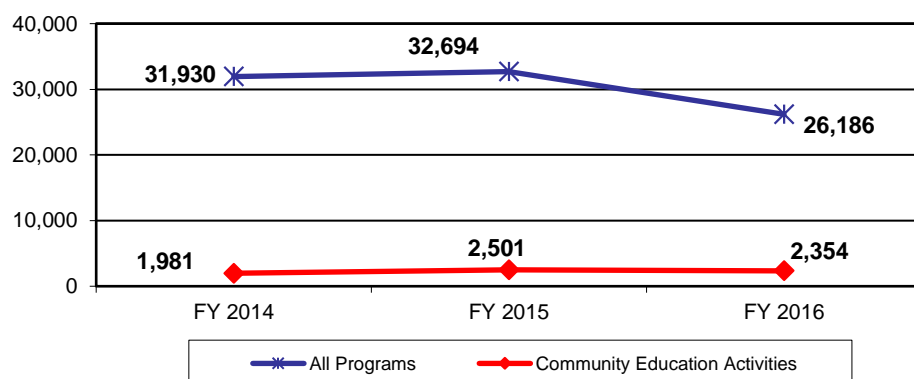
Demographic Data ³ (FY 16)

	Technology Center District Enrollment	Technology Centers Statewide Average
Caucasian	71.6%	68.5%
African American	2.8%	7.7%
Asian	0.6%	1.2%
Hispanic	20.9%	10.0%
American Indian	2.1%	10.5%
Two or More Races	2.1%	2.1%
Highest Educational Level for Adults Age 25+		
College Degree	25.0%	35.7%
H.S. Diploma w/o College Degree	56.0%	56.7%
Less than 12th Grade Education	19.0%	7.7%
Economically Disadvantaged Full-Time Secondary Students	53.6%	27.9%

Cost Per Student ² (FY 16)

	Technology Center District	Statewide
Average Cost Per FTE Enrollment in Career Majors	\$8,772	\$9,637
Average Cost Per Enrollment in Bus. & Industry Programs	\$73	\$118

Total Enrollment (FY 16) ³



District Population & Partner Schools ^{1 & 3}

District population is 62,817 based on 2010 census data. School districts served are Cimarron, Chisholm, Covington-Douglas, Drummond, Enid, Garber, Kremlin-Hillsdale, Oklahoma Bible Academy, Pioneer-Pleasant Vale and Waukomis.

*Only portions of these schools districts are members of the technology center district: Billings, Hennessey, Mulhall-Orlando, Pond-Creek Hunter and Timberlake.

Financial Data ² (FY 16)

	Technology Center District	Technology Center %	Statewide %
REVENUE			
General Fund Revenue			
Revenue			
Local Funds	\$7,415,229	67.6%	75.1%
Local Ad Valorem	\$6,226,103	84.0%	85.0%
Adult Tuition	\$818,680	11.0%	9.1%
Local Other	\$370,445	5.0%	5.9%
State Funds	\$3,433,209	31.3%	20.1%
Federal Funds	\$120,288	1.1%	4.8%
Total General Fund Revenue	\$10,968,726	100.0%	100.0%
Building Fund Revenue			
Total Local Revenue	\$3,145,229	99.9%	
Local Taxes	\$3,044,126	96.8%	
Local Other Sources	\$101,102	3.2%	
State	\$2,021	0.1%	
Federal	\$0	0.0%	
Total Building Fund Revenue	\$3,147,250	100.0%	
TOTAL REVENUE:		\$14,115,976	
General and Building Fund Expenditures			
Classroom Activity & Instructional Support	\$6,916,202	67.4%	61.2%
Guidance & Counseling	\$519,643	5.1%	5.1%
General Administration	\$342,852	3.3%	2.6%
General Support	\$1,250,003	12.2%	13.6%
Student Transportation	\$135,067	1.3%	2.9%
Operation of Plant	\$1,103,330	10.7%	14.3%
Other Services	\$0	0.0%	0.3%
Subtotal:	\$10,267,097	100.0%	100.0%
Additional Expenditures			
Capital Outlay	\$751,564		
Student Financial Aid	\$295		
Other Expenditures	\$491,579		
Subtotal:	\$1,243,438		
TOTAL EXPENDITURES:		\$11,510,535	

Definitions of all terms can be found in the overview at the beginning of this document.

Data provided by the following sources:

¹ Office of Accountability, State of Oklahoma

² Oklahoma Department of Career and Technology Education, Technology Center Services Division

³ Oklahoma Department of Career and Technology Education, Information Management Division

⁴ Oklahoma Department of Education

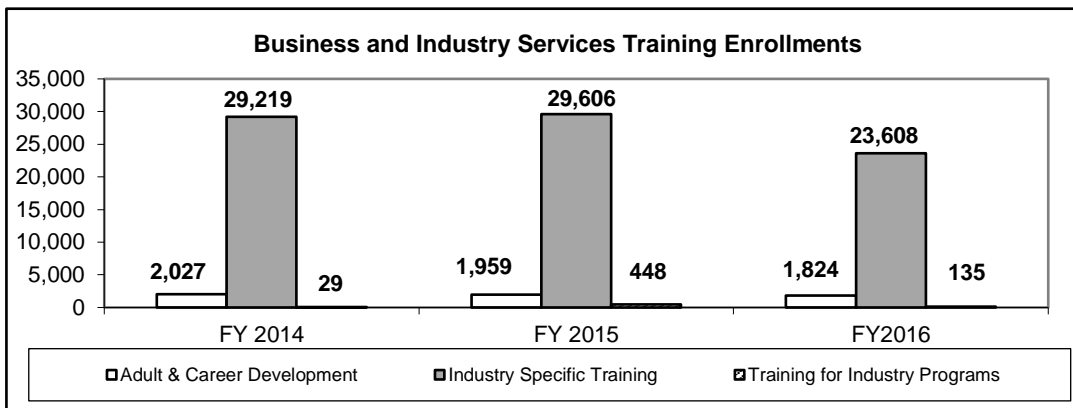
⁵ Technology Center

AUTRY TECHNOLOGY CENTER DISTRICT

BUSINESS AND INDUSTRY SERVICES TRAINING ³

Business and Industry Services Course Statistics

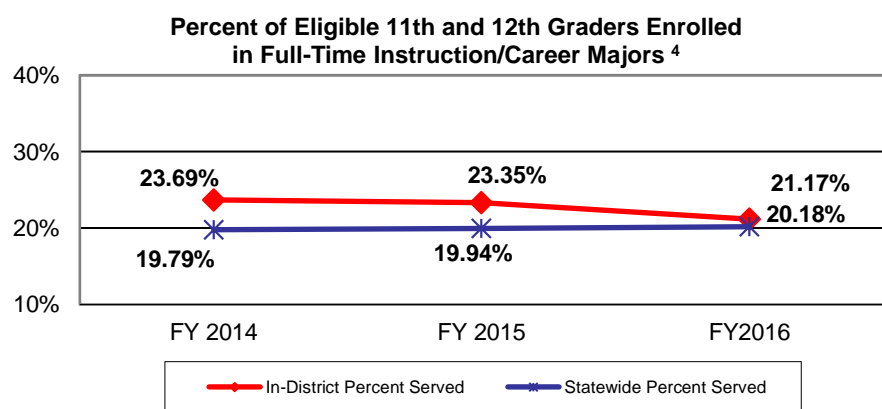
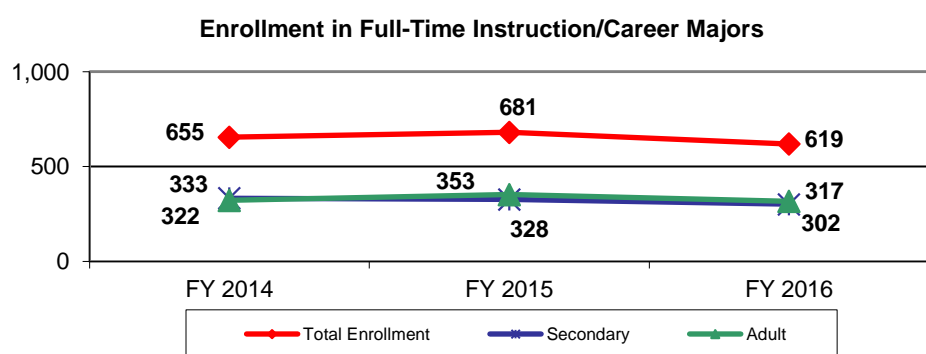
Program Type (FY 16)	Number of Classes	Hours of Training
Adult and Career Development	298	7,478
Industry Specific Training	3,009	8,695
Training for Industry Programs	35	785
Total All Programs	3,342	16,958
Total Adjunct Instructors:	234	
Total Businesses & Industries Served:	421	



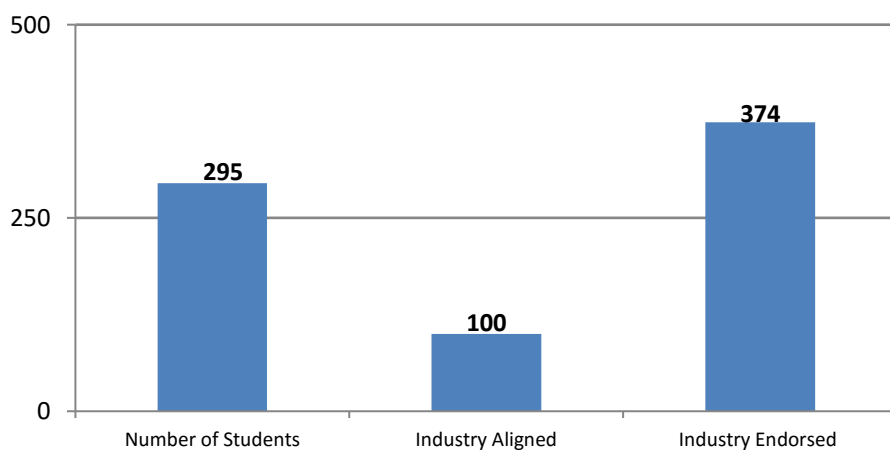
FULL-TIME INSTRUCTION AND CAREER MAJORS (FY 16) ³

Instructors (FY 16) ²

Career Major Instructors	29
National Board Certified Instructors	5
Average Annual Salary for Instructors (base salary):	
10 month contract:	\$57,173
11 month contract:	\$71,177
12 month contract:	\$72,961



Certifications (FY 16) ³



Career Major Outcomes - Completion/Retention FY 16 ³

Technology Center			
Completion Status:	Secondary	Adult	All Students
Retained/Completers	90%	85%	88%
Transfers	10%	2%	6%
Leavers	0%	13%	6%

Statewide			
	Secondary	Adult	All Students
Retained/Completers	85%	87%	86%
Transfers	11%	2%	8%
Leavers	4%	11%	6%

Career Major Outcomes - Placement FY 16 ³

Technology Center			
Placement Status:	Secondary	Adult	All Students
Total Positive Placement	96%	93%	95%
Military	3%	1%	2%
Employed Related	27%	63%	44%
Employed Not Related	5%	14%	9%
Continuing Education	61%	15%	39%
Unemployed Seeking	3%	3%	3%
Not in Labor Force	2%	4%	3%

Statewide			
Placement Status:	Secondary	Adult	All Students
Total Positive Placement	96%	90%	94%
Military	3%	1%	2%
Employed Related	23%	66%	40%
Employed Not Related	6%	10%	8%
Continuing Education	63%	14%	44%
Unemployed Seeking	3%	5%	4%
Not in Labor Force	2%	4%	3%

PROJECTS AND UNIQUE ATTRIBUTES ⁵

Established in 1967, Autry Technology Center, THE WORKFORCE CAPITAL, is one of the five original vocational technical schools in Oklahoma. Today, Autry has grown to serve over 16,000 individuals annually and has earned the Oklahoma Association of Technology Center's Gold Star Award 14 times. Autry has two campuses, including the main campus and the Woodring Campus.

Autry Technology Center provides 25 full-time career training programs for high school students and adults, with five Advanced Medical programs. Autry also provides comprehensive services to more than 500 business and industry partners. As the workforce capital, Autry offers customized training at the convenience of its business partners in addition to over 5,000 classes offered.

The Autry Scholarship is available to high school graduates in Autry's district which allows them to attend Autry tuition free for the three years immediately following high school graduation, as well as waived tuition and books for in-district juniors and seniors.

Autry Technology Center offers unique resources to the community, such as a youthful offender welding program, SIM safety training trailers, a five-story fire training tower, and a Center for Business Development. These programs and more are what make Autry a top CareerTech Center in the state for total enrollments.

Definitions of all terms can be found in the overview at the beginning of this document.

Data provided by the following sources: ¹ Office of Accountability, State of Oklahoma

⁴ Oklahoma Department of Education

² Oklahoma Department of Career and Technology Education, Technology Center Services Division

⁵ Technology Center

³ Oklahoma Department of Career and Technology Education, Information Management Division