

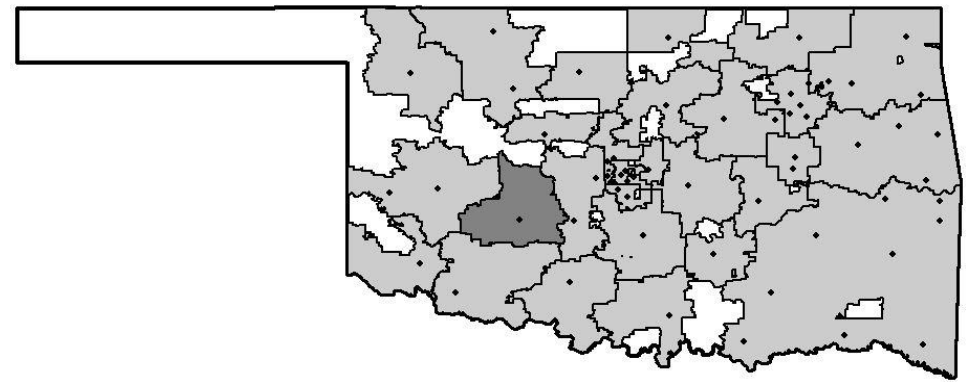
CADDO KIOWA TECHNOLOGY CENTER DISTRICT

**P.O. Box 190
Ft. Cobb, Oklahoma 73038-0190
(405) 643-5511**

Mr. Tony Hancock, Superintendent

<https://mycktc.com>

Oklahoma's CareerTech Districts:



DISTRICT OVERVIEW

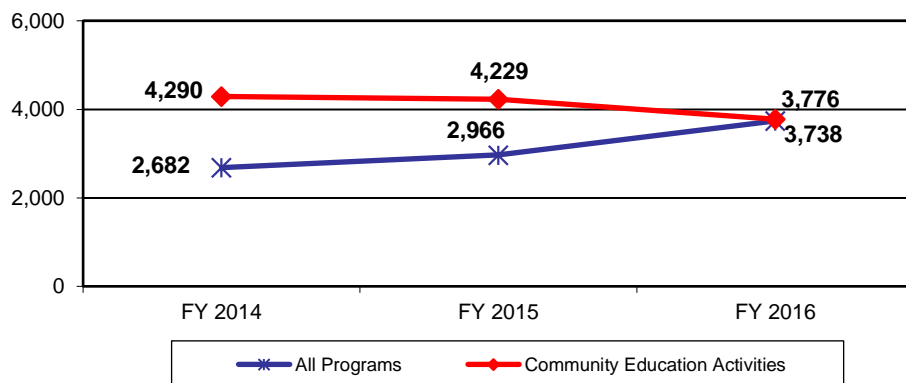
Demographic Data ³ (FY 16)

	Technology Center District Enrollment	Technology Centers Statewide Average
Caucasian	63.7%	68.5%
African American	4.2%	7.7%
Asian	0.7%	1.2%
Hispanic	9.7%	10.0%
American Indian	18.6%	10.5%
Two or More Races	3.1%	2.1%
Highest Educational Level for Adults Age 25+		
College Degree	54.2%	35.7%
H.S. Diploma w/o College Degree	41.2%	56.7%
Less than 12th Grade Education	4.7%	7.7%
Economically Disadvantaged Full-Time Secondary Students	25.7%	27.9%

Cost Per Student ² (FY 16)

	Technology Center District	Statewide
Average Cost Per FTE Enrollment in Career Majors	\$10,336	\$9,637
Average Cost Per Enrollment in Bus. & Industry Programs	\$124	\$118

Total Enrollment (FY 16) ³



District Population & Partner Schools ^{1 & 3}

District population is 34,215 based on 2010 census data. School districts served are Anadarko, Binger-Oney, Boone-Apache, Carnegie, Cement, Cyril, Fort Cobb- Broxton, Gracemont, Hinton, Hydro-Eakly, Lookeba-Sickles, Mountain View- Gotebo and Verden.

Financial Data ² (FY 16)

	Technology Center District	Technology Center %	Statewide %
REVENUE			
General Fund Revenue			
Revenue			
Local Funds	\$3,598,656	41.4%	75.1%
Local Ad Valorem	\$2,403,561	66.8%	85.0%
Adult Tuition	\$810,005	22.5%	9.1%
Local Other	\$385,090	10.7%	5.9%
State Funds	\$4,472,282	51.4%	20.1%
Federal Funds	\$623,332	7.2%	4.8%
Total General Fund Revenue	\$8,694,270	100.0%	100.0%
Building Fund Revenue			
Total Local Revenue	\$257,772	100.0%	
Local Taxes	\$240,476	93.3%	
Local Other Sources	\$17,296	6.7%	
State	\$0	0.0%	
Federal	\$0	0.0%	
Total Building Fund Revenue	\$257,772	100.0%	
TOTAL REVENUE:		\$8,952,042	
General and Building Fund Expenditures			
Classroom Activity & Instructional Support	\$4,724,206	58.4%	61.2%
Guidance & Counseling	\$178,920	2.2%	5.1%
General Administration	\$228,504	2.8%	2.6%
General Support	\$1,356,234	16.8%	13.6%
Student Transportation	\$248,218	3.1%	2.9%
Operation of Plant	\$1,247,219	15.4%	14.3%
Other Services	\$105,418	1.3%	0.3%
Subtotal:	\$8,088,721	100.0%	100.0%
Additional Expenditures			
Capital Outlay	\$47,493		
Student Financial Aid	\$16,068		
Other Expenditures	\$590,308		
Subtotal:	\$653,869		
TOTAL EXPENDITURES:		\$8,742,590	

Definitions of all terms can be found in the overview at the beginning of this document.

Data provided by the following sources:

¹ Office of Accountability, State of Oklahoma

² Oklahoma Department of Career and Technology Education, Technology Center Services Division

³ Oklahoma Department of Career and Technology Education, Information Management Division

⁴ Oklahoma Department of Education

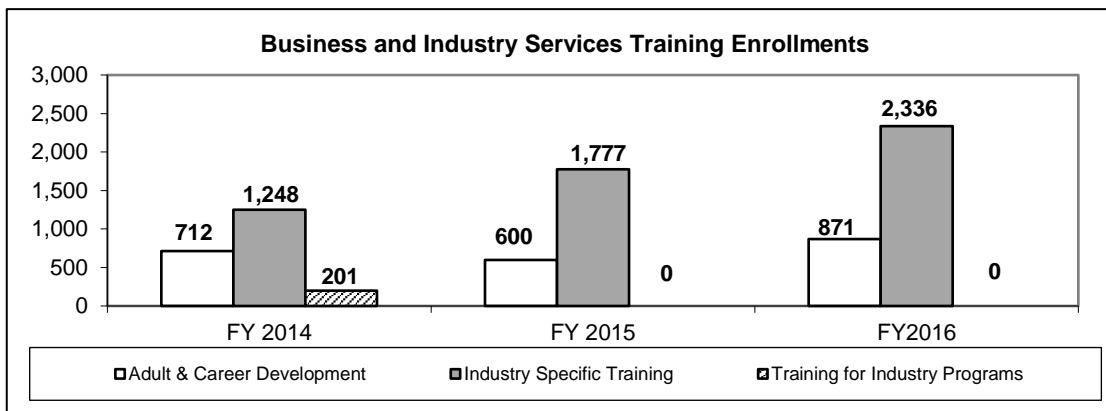
⁵ Technology Center

CADDO KIOWA TECHNOLOGY CENTER DISTRICT

BUSINESS AND INDUSTRY SERVICES TRAINING ³

Business and Industry Services Course Statistics

Program Type (FY 16)	Number of Classes	Hours of Training
Adult and Career Development	158	7,998
Industry Specific Training	236	6,302
Training for Industry Programs	0	0
Total All Programs	394	14,300
Total Adjunct Instructors:	61	
Total Businesses & Industries Served:	216	



FULL-TIME INSTRUCTION AND CAREER MAJORS (FY 16) ³

Instructors (FY 16) ²

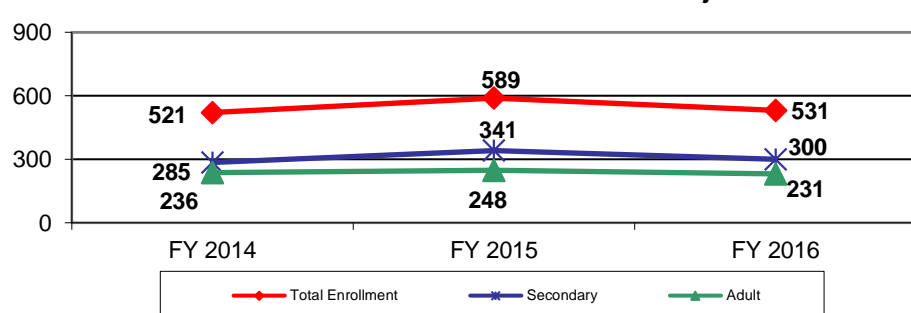
Career Major Instructors	26
National Board Certified Instructors	3
Average Annual Salary for Instructors (base salary):	
10 month contract:	\$51,035
11 month contract:	\$56,044
12 month contract:	\$56,580

Career Major Outcomes - Completion/Retention FY 16³

Technology Center			
Completion Status:	Secondary	Adult	All Students
Retained/Completers	82%	93%	87%
Transfers	17%	1%	10%
Leavers	1%	6%	3%

Statewide			
	Secondary	Adult	All Students
Retained/Completers	85%	87%	86%
Transfers	11%	2%	8%
Leavers	4%	11%	6%

Enrollment in Full-Time Instruction/Career Majors

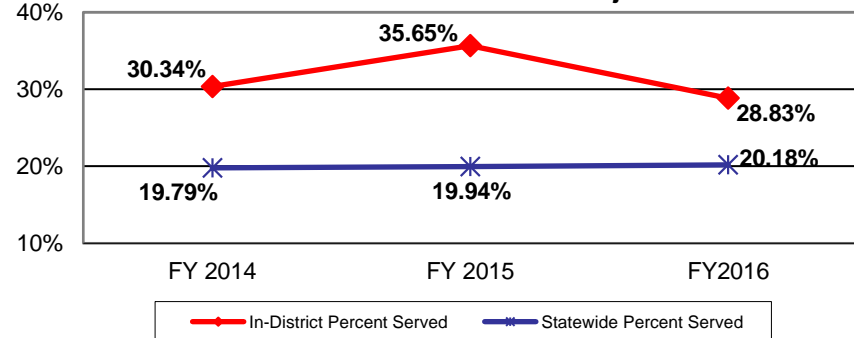


Career Major Outcomes - Placement FY 16³

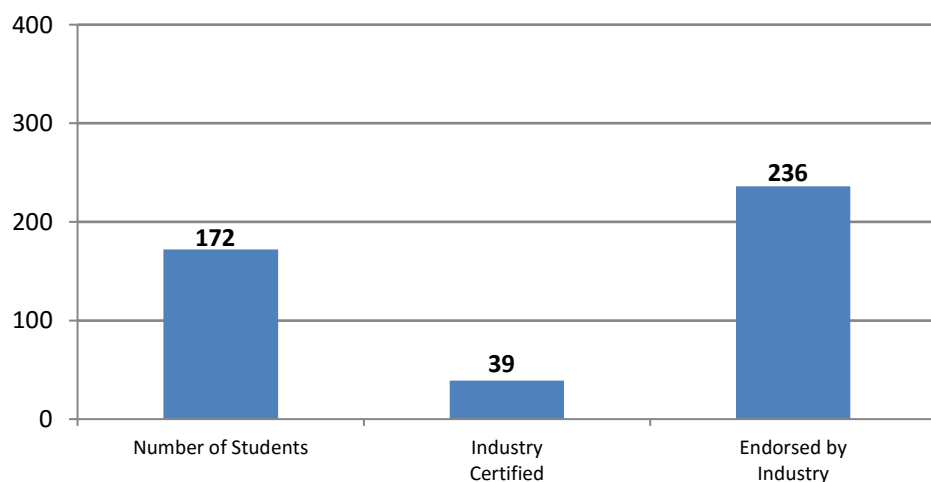
Technology Center			
Placement Status:	Secondary	Adult	All Students
Total Positive Placement	90%	84%	87%
Military	1%	0%	0%
Employed Related	23%	67%	46%
Employed Not Related	4%	6%	5%
Continuing Education	62%	11%	36%
Unemployed Seeking	10%	16%	13%
Not in Labor Force	0%	0%	0%

Statewide			
Placement Status:	Secondary	Adult	All Students
Total Positive Placement	96%	90%	94%
Military	3%	1%	2%
Employed Related	23%	66%	40%
Employed Not Related	6%	10%	8%
Continuing Education	63%	14%	44%
Unemployed Seeking	3%	5%	4%
Not in Labor Force	2%	4%	3%

Percent of Eligible 11th and 12th Graders Enrolled in Full-Time Instruction/Career Majors ⁴



Certifications (FY 16) ³



PROJECTS AND UNIQUE ATTRIBUTES ⁵

For more than 40 years, Caddo Kiowa Technology Center has provided career training, business and industry services and leadership programs to a rural district in southwest Oklahoma.

Some highlights of CKTC are its Pre-Engineering and Biomedical programs, online classes and Occupational Therapy Assistant and Physical Therapist Assistant programs that offer significant advancements in health care training. Most recently, CKTC has become a key player in a regional economic development effort and now houses a business incubator and an economic development center.

Caddo Kiowa has partnerships with 14 schools plus three higher education institutions, as well as several local chambers of commerce and community service organizations.

Definitions of all terms can be found in the overview at the beginning of this document.

Data provided by the following sources: ¹ Office of Accountability, State of Oklahoma

² Oklahoma Department of Career and Technology Education, Technology Center Services Division

³ Oklahoma Department of Career and Technology Education, Information Management Division

⁴ Oklahoma Department of Education

⁵ Technology Center