

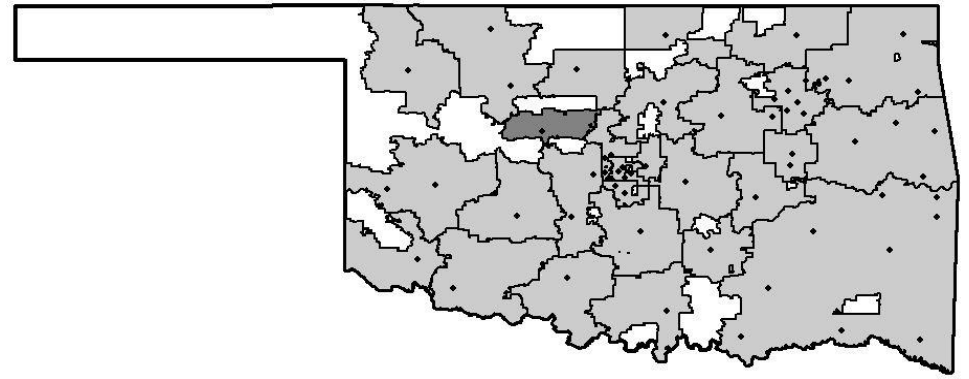
# CHISHOLM TRAIL TECHNOLOGY CENTER DISTRICT

**283 State Highway 33  
Omega, Oklahoma 73764-6335  
(405) 729-8324**

**Mr. Max Thomas, Superintendent**

www.cttc.edu

Oklahoma's CareerTech Districts:



## DISTRICT OVERVIEW

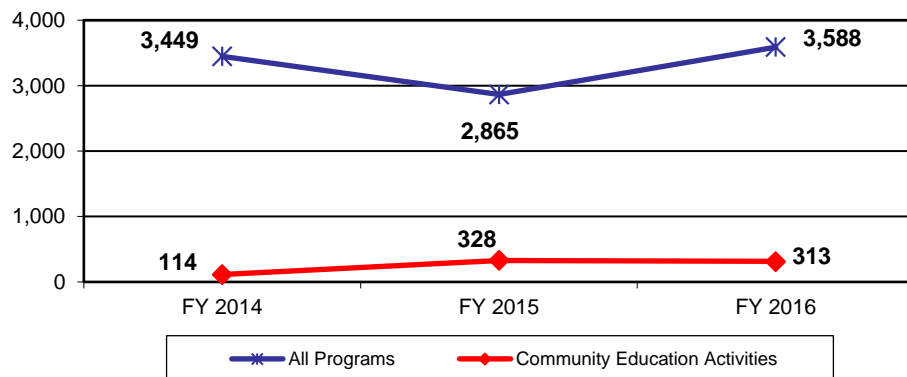
### Demographic Data <sup>3</sup> (FY 16)

	Technology Center District Enrollment	Technology Centers Statewide Average
Caucasian	82.5%	68.5%
African American	2.0%	7.7%
Asian	0.2%	1.2%
Hispanic	10.2%	10.0%
American Indian	2.7%	10.5%
Two or More Races	2.4%	2.1%
Highest Educational Level for Adults Age 25+		
College Degree	31.6%	35.7%
H.S. Diploma w/o College Degree	65.9%	56.7%
Less than 12th Grade Education	2.5%	7.7%
Economically Disadvantaged Full-Time Secondary Students	44.8%	27.9%

### Cost Per Student <sup>2</sup> (FY 16)

	Technology Center District	Statewide
Average Cost Per FTE Enrollment in Career Majors	\$11,789	\$9,637
Average Cost Per Enrollment in Bus. & Industry Programs	\$77	\$118

### Total Enrollment (FY 16) <sup>3</sup>



### District Population & Partner Schools <sup>1 & 3</sup>

District population is 13,422 based on 2010 census data. Schools districts served are Dover, Kingfisher, Lomega and Watonga.

### Financial Data <sup>2</sup> (FY 16)

	Technology Center District	Technology Center %	Statewide %
<b>REVENUE</b>			
<b>General Fund Revenue</b>			
<b>Revenue</b>			
Local Funds	\$1,601,223	55.1%	75.1%
Local Ad Valorem	\$1,369,549	85.5%	85.0%
Adult Tuition	\$185,329	11.6%	9.1%
Local Other	\$46,345	2.9%	5.9%
State Funds	\$1,221,063	42.0%	20.1%
Federal Funds	\$82,953	2.9%	4.8%
<b>Total General Fund Revenue</b>	<b>\$2,905,239</b>	<b>100.0%</b>	<b>100.0%</b>
<b>Building Fund Revenue</b>			
Total Local Revenue	\$267,148	99.6%	
Local Taxes	\$267,148	100.0%	
Local Other Sources	\$0	0.0%	
State	\$1,159	0.4%	
Federal	\$0	0.0%	
<b>Total Building Fund Revenue</b>	<b>\$268,307</b>	<b>100.0%</b>	
<b>TOTAL REVENUE:</b>	<b>\$3,173,546</b>		
<b>General and Building Fund Expenditures</b>			
Classroom Activity & Instructional Support	\$1,556,874	62.0%	61.2%
Guidance & Counseling	\$59,724	2.4%	5.1%
General Administration	\$127,522	5.1%	2.6%
General Support	\$389,099	15.5%	13.6%
Student Transportation	\$62,566	2.5%	2.9%
Operation of Plant	\$315,577	12.6%	14.3%
Other Services	\$0	0.0%	0.3%
<b>Subtotal:</b>	<b>\$2,511,362</b>	<b>100.0%</b>	<b>100.0%</b>
<b>Additional Expenditures</b>			
Capital Outlay	\$960,791		
Student Financial Aid	\$0		
Other Expenditures	\$73,372		
<b>Subtotal:</b>	<b>\$1,034,163</b>		
<b>TOTAL EXPENDITURES:</b>	<b>\$3,545,525</b>		

Definitions of all terms can be found in the overview at the beginning of this document.

Data provided by the following sources:

<sup>1</sup> Office of Accountability, State of Oklahoma

<sup>2</sup> Oklahoma Department of Career and Technology Education, Technology Center Services Division

<sup>3</sup> Oklahoma Department of Career and Technology Education, Information Management Division

<sup>4</sup> Oklahoma Department of Education

<sup>5</sup> Technology Center

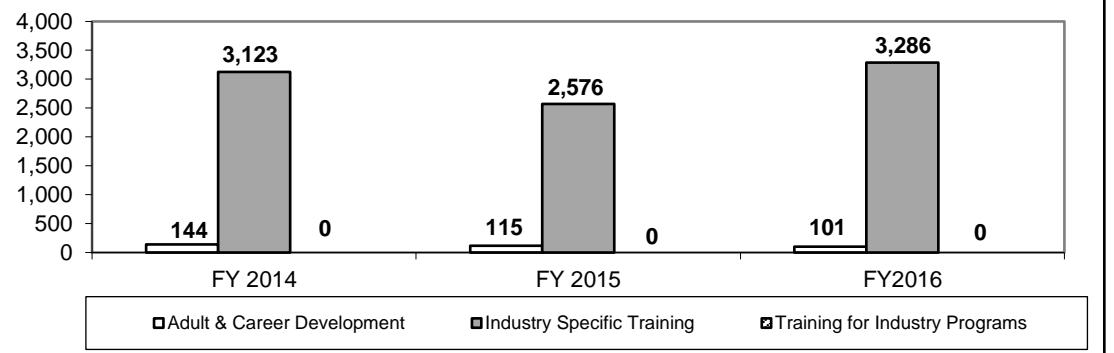
# CHISHOLM TRAIL TECHNOLOGY CENTER DISTRICT

## BUSINESS AND INDUSTRY SERVICES TRAINING<sup>3</sup>

### Business and Industry Services Course Statistics

Program Type (FY 16)	Number of Classes	Hours of Training
Adult and Career Development	28	484
Industry Specific Training	321	549
Training for Industry Programs	0	0
<b>Total All Programs</b>	<b>349</b>	<b>1,033</b>
Total Adjunct Instructors:	32	
Total Businesses & Industries Served:	53	

### Business and Industry Services Training Enrollments

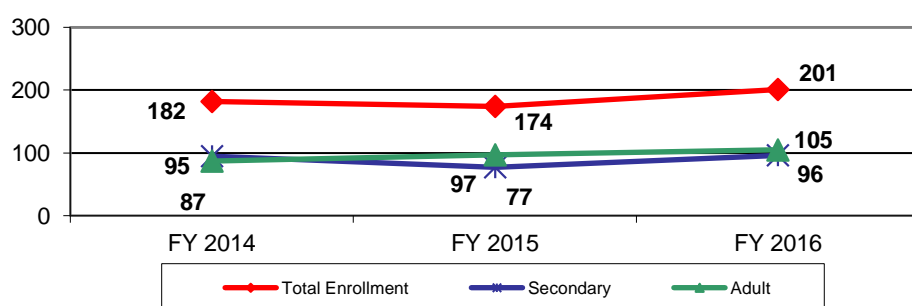


## FULL-TIME INSTRUCTION AND CAREER MAJORS (FY 16)<sup>3</sup>

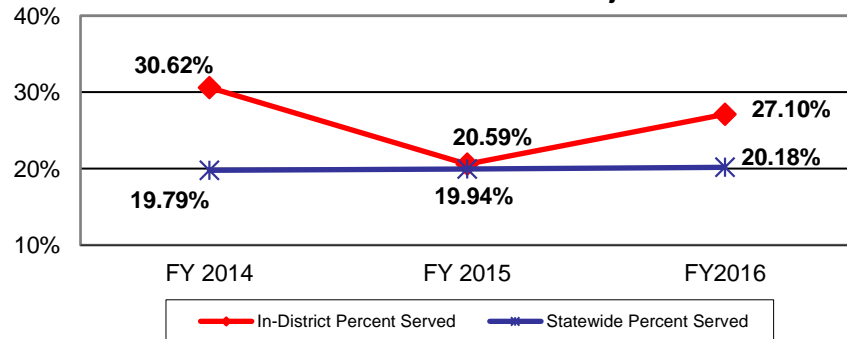
### Instructors (FY 16)<sup>2</sup>

Career Major Instructors	6
National Board Certified Instructors	1
Average Annual Salary for Instructors (base salary):	
10 month contract:	\$41,695
11 month contract:	\$0
12 month contract:	\$39,600

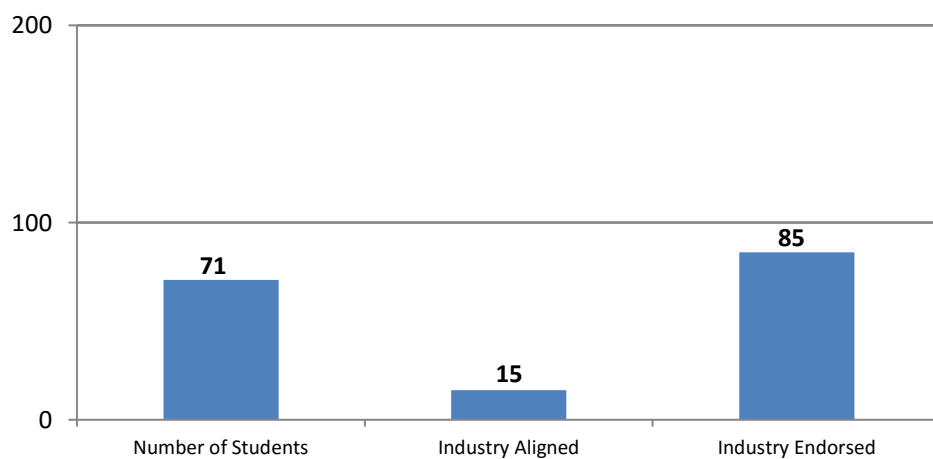
### Enrollment in Full-Time Instruction/Career Majors



### Percent of Eligible 11th and 12th Graders Enrolled in Full-Time Instruction/Career Majors<sup>4</sup>



### Certifications (FY 16)<sup>3</sup>



### Career Major Outcomes - Completion/Retention FY 16<sup>3</sup>

#### Technology Center

Completion Status:	Secondary	Adult	All Students
Retained/Completers	77%	84%	81%
Transfers	23%	5%	14%
Leavers	0%	11%	5%

#### Statewide

	Secondary	Adult	All Students
Retained/Completers	85%	87%	86%
Transfers	11%	2%	8%
Leavers	4%	11%	6%

### Career Major Outcomes - Placement FY 16<sup>3</sup>

#### Technology Center

Placement Status:	Secondary	Adult	All Students
<b>Total Positive Placement</b>	<b>93%</b>	<b>86%</b>	<b>89%</b>
Military	3%	0%	1%
Employed Related	33%	80%	57%
Employed Not Related	10%	2%	6%
Continuing Education	48%	5%	25%
Unemployed Seeking	5%	5%	5%
Not in Labor Force	3%	9%	6%

#### Statewide

Placement Status:	Secondary	Adult	All Students
<b>Total Positive Placement</b>	<b>96%</b>	<b>90%</b>	<b>94%</b>
Military	3%	1%	2%
Employed Related	23%	66%	40%
Employed Not Related	6%	10%	8%
Continuing Education	63%	14%	44%
Unemployed Seeking	3%	5%	4%
Not in Labor Force	2%	4%	3%

## PROJECTS AND UNIQUE ATTRIBUTES<sup>5</sup>

Chisholm Trail Technology Center provides a variety of career training programs for high school students and adult students, along with specialized business training for area businesses. CTTC's mission is to prepare individuals to be successful in life and the workplace.

The need for health care workers is critical. CTTC offers short-term certification and full-time programs targeting the health industry through our Health Careers Certification and Practical Nursing programs. Other advantageous pathways of occupational training offered at CTTC include: Automotive Service Technology, Cabinetmaking, Computer Repair/Networking, Cosmetology, Digital Technologies and Pre-Engineering.

This year CTTC has been approved to offer Adult Basic Education (ABE) Classes. ABE not only assists adults in obtaining their secondary school diploma, but it also empowers them to become more self-sufficient and gain the necessary skills for future employment and success.

CTTC promotes academic enhancement through each program. CTTC also partners with the Department of Human Services to provide a program for the economically disadvantaged, Work Prep Program. Secondary students who reside in the technology center district who are from private schools, charter schools and home schools as well as all in-district sending school students are eligible to attend tuition-free.

Definitions of all terms can be found in the overview at the beginning of this document.

Data provided by the following sources: <sup>1</sup> Office of Accountability, State of Oklahoma

<sup>2</sup> Oklahoma Department of Career and Technology Education, Technology Center Services Division

<sup>3</sup> Oklahoma Department of Career and Technology Education, Information Management Division

<sup>4</sup> Oklahoma Department of Education

<sup>5</sup> Technology Center