

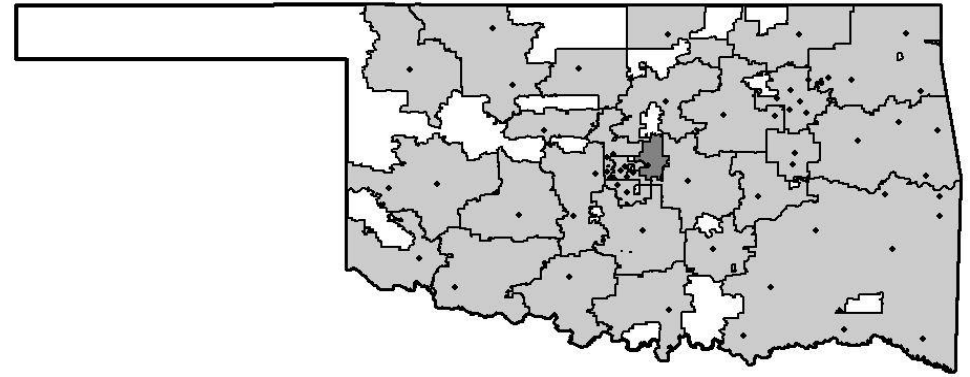
EASTERN OKLAHOMA TECHNOLOGY CENTER DISTRICT

**4601 North Choctaw Road
Choctaw, Oklahoma 73020-9017
(405) 390-9591**

Dr. Terry Underwood, Superintendent

www.eoctech.edu

Oklahoma's CareerTech Districts:



DISTRICT OVERVIEW

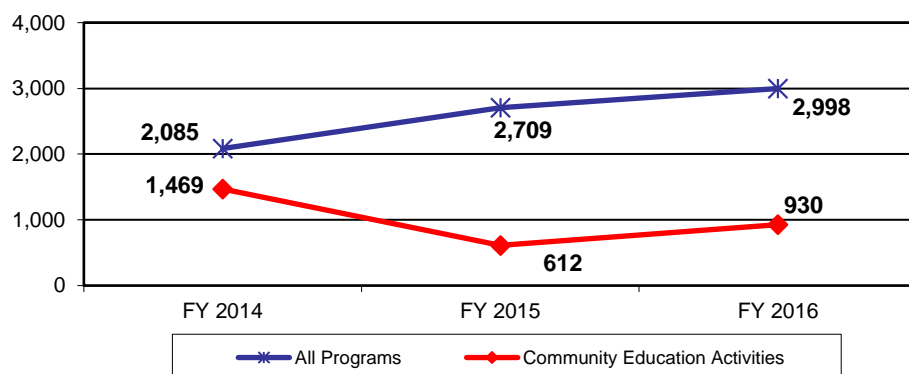
Demographic Data ³ (FY 16)

	Technology Center District Enrollment	Technology Centers Statewide Average
Caucasian	80.6%	68.5%
African American	4.2%	7.7%
Asian	0.3%	1.2%
Hispanic	6.0%	10.0%
American Indian	6.1%	10.5%
Two or More Races	2.8%	2.1%
Highest Educational Level for Adults Age 25+		
College Degree	37.4%	35.7%
H.S. Diploma w/o College Degree	53.1%	56.7%
Less than 12th Grade Education	9.5%	7.7%
Economically Disadvantaged Full-Time Secondary Students	23.3%	27.9%

Cost Per Student ² (FY 16)

	Technology Center District	Statewide
Average Cost Per FTE Enrollment in Career Majors	\$7,769	\$9,637
Average Cost Per Enrollment in Bus. & Industry Programs	\$318	\$118

Total Enrollment (FY 16) ³



District Population & Partner Schools ^{1 & 3}

District population is 50,406 based on 2010 census data. School districts served are Choctaw-Nicoma Park, Harrah, Jones and Luther.

Financial Data ² (FY 16)

	Technology Center District	Technology Center %	Statewide %
REVENUE			
General Fund Revenue			
Revenue			
Local Funds	\$4,494,848	62.8%	75.1%
Local Ad Valorem	\$3,657,312	81.4%	85.0%
Adult Tuition	\$229,718	5.1%	9.1%
Local Other	\$607,818	13.5%	5.9%
State Funds	\$2,004,852	28.0%	20.1%
Federal Funds	\$663,221	9.3%	4.8%
Total General Fund Revenue	\$7,162,920	100.0%	100.0%
Building Fund Revenue			
Total Local Revenue	\$1,750,347	100.0%	
Local Taxes	\$1,749,224	99.9%	
Local Other Sources	\$1,123	0.1%	
State	\$0	0.0%	
Federal	\$0	0.0%	
Total Building Fund Revenue	\$1,750,347	100.0%	
TOTAL REVENUE:		\$8,913,267	
General and Building Fund Expenditures			
Classroom Activity & Instructional Support	\$4,548,978	62.8%	61.2%
Guidance & Counseling	\$90,535	1.2%	5.1%
General Administration	\$338,216	4.7%	2.6%
General Support	\$663,480	9.2%	13.6%
Student Transportation	\$106,977	1.5%	2.9%
Operation of Plant	\$1,465,754	20.2%	14.3%
Other Services	\$33,732	0.5%	0.3%
Subtotal:	\$7,247,672	100.0%	100.0%
Additional Expenditures			
Capital Outlay	\$424,525		
Student Financial Aid	\$82,473		
Other Expenditures	\$1,103,972		
Subtotal:	\$1,610,970		
TOTAL EXPENDITURES:		\$8,858,642	

Definitions of all terms can be found in the overview at the beginning of this document.

Data provided by the following sources:

¹ Office of Accountability, State of Oklahoma

² Oklahoma Department of Career and Technology Education, Technology Center Services Division

³ Oklahoma Department of Career and Technology Education, Information Management Division

⁴ Oklahoma Department of Education

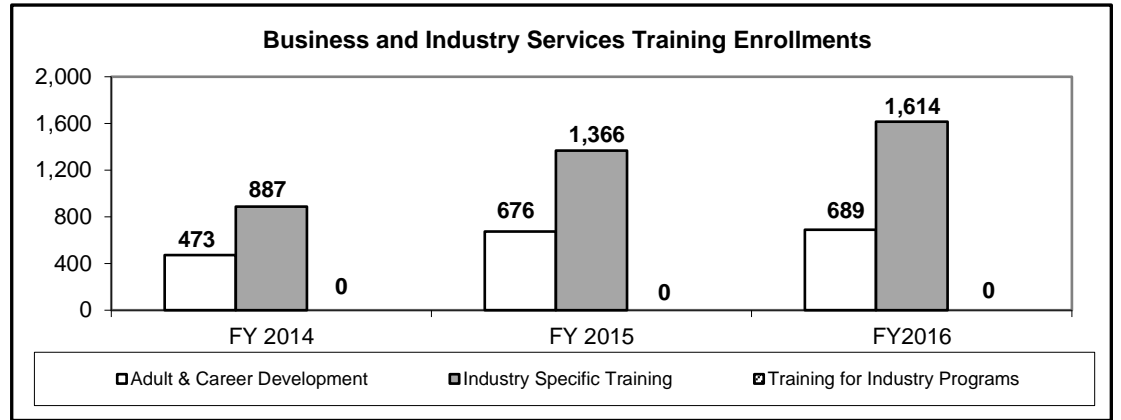
⁵ Technology Center

EASTERN OKLAHOMA TECHNOLOGY CENTER DISTRICT

BUSINESS AND INDUSTRY SERVICES TRAINING ³

Business and Industry Services Course Statistics

Program Type (FY 16)	Number of Classes	Hours of Training
Adult and Career Development	104	2,095
Industry Specific Training	141	2,525
Training for Industry Programs	0	0
Total All Programs	245	4,620
Total Adjunct Instructors:	80	
Total Businesses & Industries Served:	222	

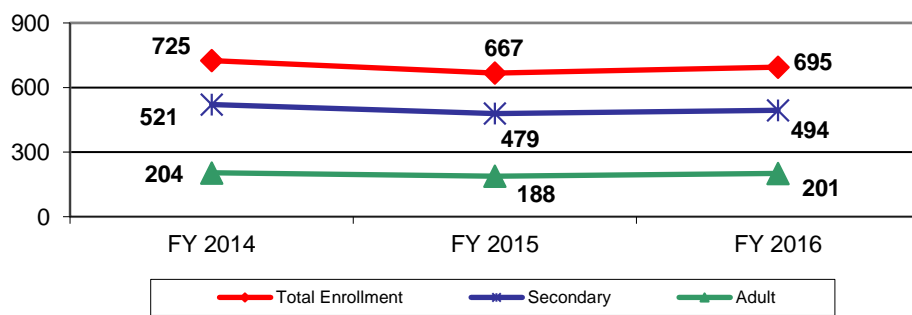


FULL-TIME INSTRUCTION AND CAREER MAJORS (FY 16) ³

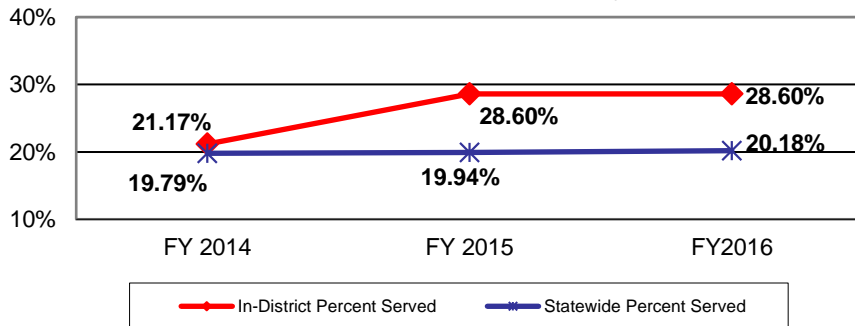
Instructors (FY 16) ²

Career Major Instructors	20
National Board Certified Instructors	0
Average Annual Salary for Instructors (base salary):	
10 month contract:	\$52,144
11 month contract:	\$60,269
12 month contract:	\$49,038

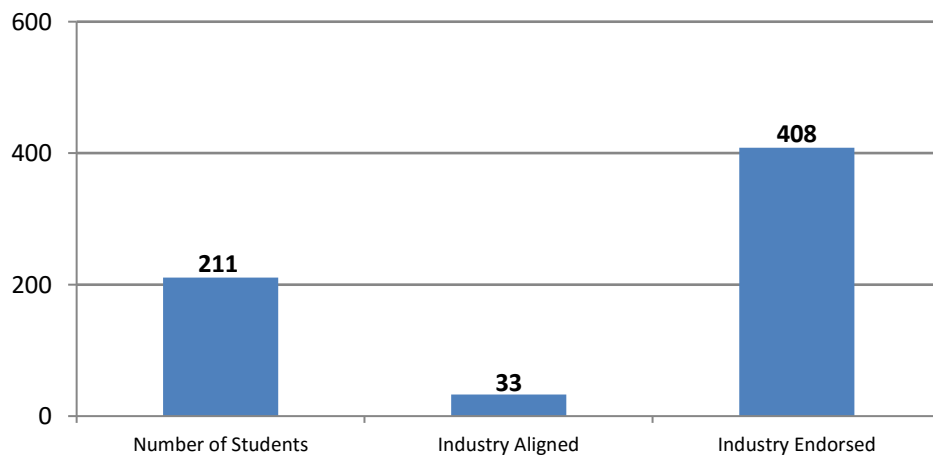
Enrollment in Full-Time Instruction/Career Majors



Percent of Eligible 11th and 12th Graders Enrolled in Full-Time Instruction/Career Majors ⁴



Certifications (FY 16) ³



Career Major Outcomes - Completion/Retention FY 16³

Technology Center			
Completion Status:	Secondary	Adult	All Students
Retained/Completers	70%	80%	73%
Transfers	28%	1%	20%
Leavers	2%	19%	7%

Statewide			
	Secondary	Adult	All Students
Retained/Completers	85%	87%	86%
Transfers	11%	2%	8%
Leavers	4%	11%	6%

Career Major Outcomes - Placement FY 16³

Technology Center			
Placement Status:	Secondary	Adult	All Students
Total Positive Placement	97%	87%	93%
Military	4%	5%	4%
Employed Related	29%	49%	36%
Employed Not Related	9%	18%	12%
Continuing Education	55%	14%	41%
Unemployed Seeking	0%	10%	4%
Not in Labor Force	3%	4%	3%

Statewide			
Placement Status:	Secondary	Adult	All Students
Total Positive Placement	96%	90%	94%
Military	3%	1%	2%
Employed Related	23%	66%	40%
Employed Not Related	6%	10%	8%
Continuing Education	63%	14%	44%
Unemployed Seeking	3%	5%	4%
Not in Labor Force	2%	4%	3%

PROJECTS AND UNIQUE ATTRIBUTES ⁵

With more than 30 years of service, Eastern Oklahoma County Technology Center is dedicated to serving the communities and business of Eastern Oklahoma County. Serving approximately 600 students in full-time programs a year, a growing population of adults and numerous area business leaders, EOCTC is committed to growing individuals and business by delivering services and training to promote success. EOCTC continues to grow and expand to meet the needs of a growing community and developing business sector.

EOCTC understands the influence and impact that can be made at an early age and has developed programs that reach out to students beginning in grade school. To better impact the business and industry sector, the Business and Industry Development Center continues to offer customized training and services, including a state-certified business incubator.

Definitions of all terms can be found in the overview at the beginning of this document.

Data provided by the following sources:

¹ Office of Accountability, State of Oklahoma

² Oklahoma Department of Career and Technology Education, Technology Center Services Division

³ Oklahoma Department of Career and Technology Education, Information Management Division

⁴ Oklahoma Department of Education

⁵ Technology Center