

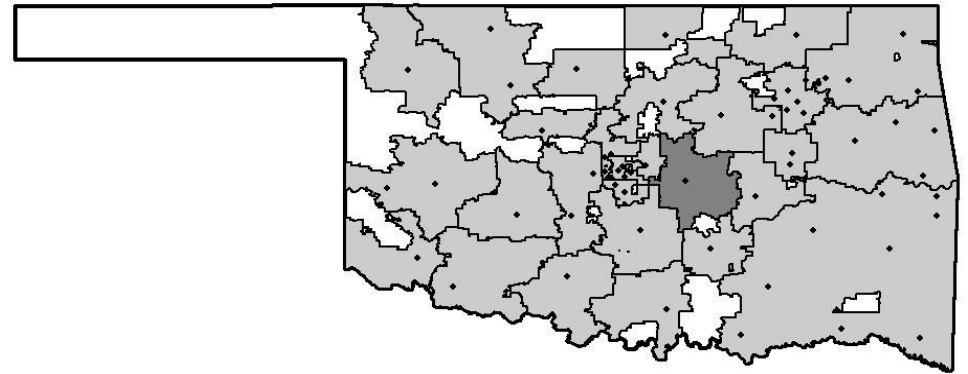
GORDON COOPER TECHNOLOGY CENTER DISTRICT

**One John C Burton Blvd
Shawnee, Oklahoma 73802-9104
(405) 273-7493**

Mr. Marty Lewis, Superintendent

www.gctech.edu

Oklahoma's CareerTech Districts:



DISTRICT OVERVIEW

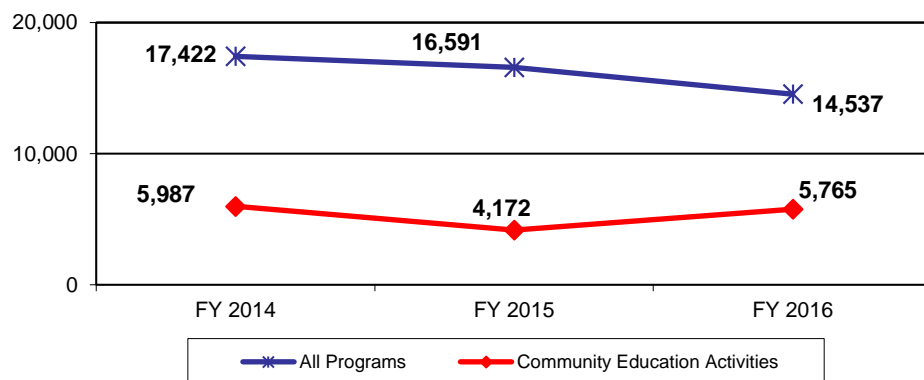
Demographic Data ³ (FY 16)

	Technology Center District Enrollment	Technology Centers Statewide Average
Caucasian	76.3%	68.5%
African American	4.0%	7.7%
Asian	0.3%	1.2%
Hispanic	4.1%	10.0%
American Indian	13.2%	10.5%
Two or More Races	2.0%	2.1%
Highest Educational Level for Adults Age 25+		
College Degree	20.5%	35.7%
H.S. Diploma w/o College Degree	74.6%	56.7%
Less than 12th Grade Education	4.9%	7.7%
Economically Disadvantaged Full-Time Secondary Students	14.7%	27.9%

Cost Per Student ² (FY 16)

	Technology Center District	Statewide
Average Cost Per FTE Enrollment in Career Majors	\$7,056	\$9,637
Average Cost Per Enrollment in Bus. & Industry Programs	\$143	\$118

Total Enrollment (FY 16) ³



District Population & Partner Schools ^{1 & 3}

District population is 115,168 based on 2010 census data. School districts served are Asher, Bethel, Bowlegs, Butner, Chandler, Dale, Earlsboro, Family of Faith, Grove, Justice, Liberty Academy, Macomb, Maud, McLoud, Meeker, New Lima, North Rock Creek, Paden, Pleasant Grove, Prague, Seminole, Shawnee, South Rock Creek, Strother, Tecumseh, Varnum, Wellston, Wewoka and White Rock.

Financial Data ² (FY 16)

	Technology Center District	Technology Center %	Statewide %
REVENUE			
General Fund Revenue			
Revenue			
Local Funds	\$7,387,763	62.8%	75.1%
Local Ad Valorem	\$6,197,565	83.9%	85.0%
Adult Tuition	\$689,544	9.3%	9.1%
Local Other	\$500,654	6.8%	5.9%
State Funds	\$3,325,816	28.3%	20.1%
Federal Funds	\$1,051,533	8.9%	4.8%
Total General Fund Revenue	\$11,765,112	100.0%	100.0%
Building Fund Revenue			
Total Local Revenue	\$3,108,467	100.0%	
Local Taxes	\$3,094,825	99.6%	
Local Other Sources	\$13,642	0.4%	
State	\$167	0.0%	
Federal	\$0	0.0%	
Total Building Fund Revenue	\$3,108,634	100.0%	
TOTAL REVENUE:		\$14,873,746	
General and Building Fund Expenditures			
Classroom Activity & Instructional Support	\$7,805,996	65.7%	61.2%
Guidance & Counseling	\$353,916	3.0%	5.1%
General Administration	\$321,336	2.7%	2.6%
General Support	\$1,165,184	9.8%	13.6%
Student Transportation	\$539,480	4.5%	2.9%
Operation of Plant	\$1,704,314	14.3%	14.3%
Other Services	\$0	0.0%	0.3%
Subtotal:	\$11,890,227	100.0%	100.0%
Additional Expenditures			
Capital Outlay	\$2,381,819		
Student Financial Aid	\$678,225		
Other Expenditures	\$427,485		
Subtotal:	\$3,487,529		
TOTAL EXPENDITURES:		\$15,377,756	

Definitions of all terms can be found in the overview at the beginning of this document.

Data provided by the following sources:

¹ Office of Accountability, State of Oklahoma

² Oklahoma Department of Career and Technology Education, Technology Center Services Division

³ Oklahoma Department of Career and Technology Education, Information Management Division

⁴ Oklahoma Department of Education

⁵ Technology Center

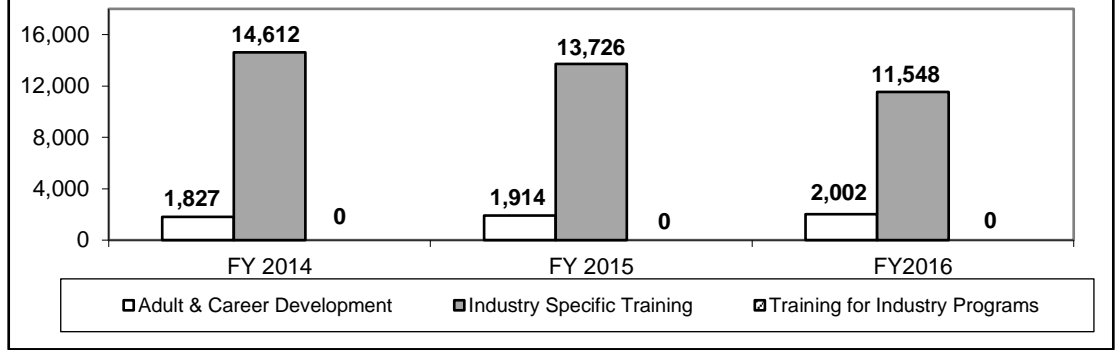
GORDON COOPER TECHNOLOGY CENTER DISTRICT

BUSINESS AND INDUSTRY SERVICES TRAINING ³

Business and Industry Services Course Statistics

Program Type (FY 16)	Number of Classes	Hours of Training
Adult and Career Development	287	7,233
Industry Specific Training	900	6,020
Training for Industry Programs	0	0
Total All Programs	1,187	13,252
Total Adjunct Instructors:	112	
Total Businesses & Industries Served:	425	

Business and Industry Services Training Enrollments

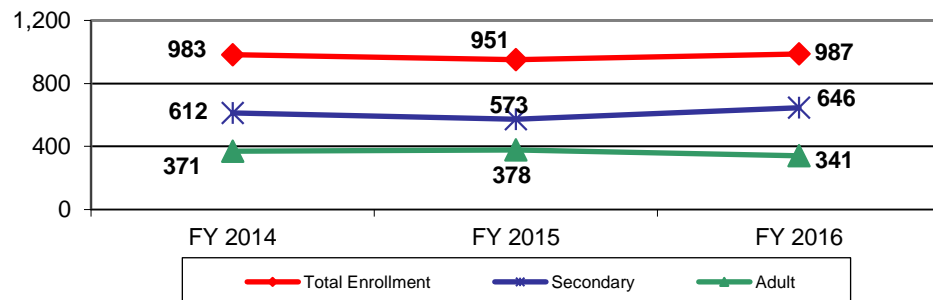


FULL-TIME INSTRUCTION AND CAREER MAJORS (FY 16) ³

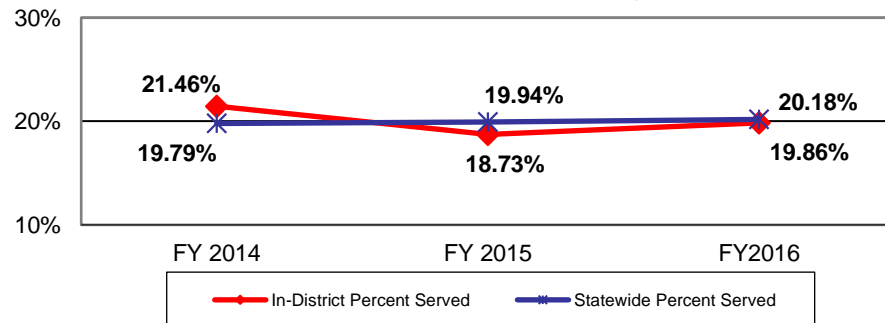
Instructors (FY 16) ²

Career Major Instructors	33
National Board Certified Instructors	9
Average Annual Salary for Instructors (base salary):	
10 month contract:	\$58,390
11 month contract:	\$0
12 month contract:	\$70,163

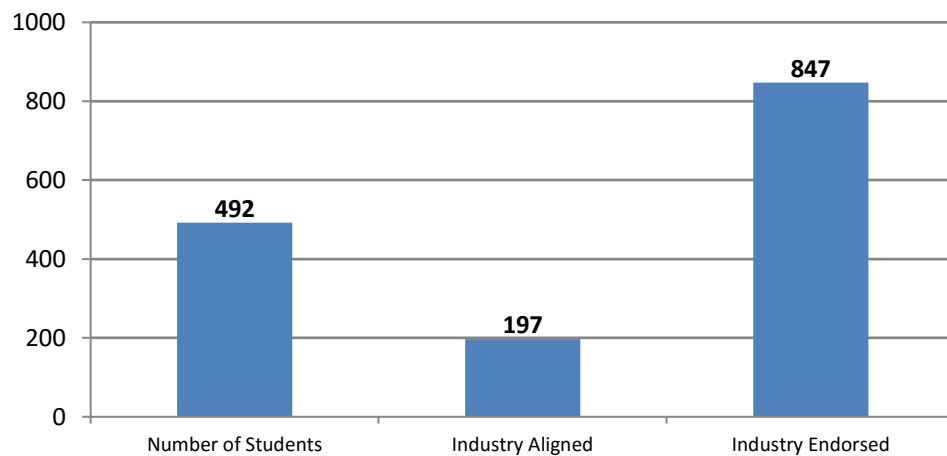
Enrollment in Full-Time Instruction/Career Majors



Percent of Eligible 11th and 12th Graders Enrolled in Full-Time Instruction/Career Majors ⁴



Certifications (FY 16) ³



Career Major Outcomes - Completion/Retention FY 16 ³

Technology Center			
Completion Status:	Secondary	Adult	All Students
Retained/Completers	88%	90%	89%
Transfers	11%	2%	8%
Leavers	1%	8%	3%
Statewide			
Completion Status:	Secondary	Adult	All Students
Retained/Completers	85%	87%	86%
Transfers	11%	2%	8%
Leavers	4%	11%	6%

Career Major Outcomes - Placement FY 16 ³

Technology Center			
Placement Status:	Secondary	Adult	All Students
Total Positive Placement	99%	95%	97%
Military	3%	1%	2%
Employed Related	30%	79%	49%
Employed Not Related	2%	7%	4%
Continuing Education	64%	8%	42%
Unemployed Seeking	1%	3%	1%
Not in Labor Force	0%	2%	1%
Statewide			
Placement Status:	Secondary	Adult	All Students
Total Positive Placement	96%	90%	94%
Military	3%	1%	2%
Employed Related	23%	66%	40%
Employed Not Related	6%	10%	8%
Continuing Education	63%	14%	44%
Unemployed Seeking	3%	5%	4%
Not in Labor Force	2%	4%	3%

PROJECTS AND UNIQUE ATTRIBUTES ⁵

Gordon Cooper Technology Center's full-time classes serve many adults and high school students from 27 partner school districts. Full-time students have the opportunity to participate in 20 career pathways encompassing 58 career majors. Qualifying high school and adult students may receive college credit from St. Gregory's University while completing training and certification on the GCTC campus. GCTC is hosting a Medical Laboratory Technology Program in partnership with Seminole State College. GCTC also leads an area STEM consortium with comprehensive and higher education partners.

In addition, GCTC supports economic development efforts in our region through an array of business and industry programs such as bid assistance, small business development, manufacturing alliance, safety training, agriculture business development and several others. GCTC also offers a full complement of academic online courses available to all high school students in the district. The Gordon Cooper Technology Center district covers more than 1,650 square miles in 11 different counties.

Definitions of all terms can be found in the overview at the beginning of this document.

Data provided by the following sources: ¹ Office of Accountability, State of Oklahoma

² Oklahoma Department of Career and Technology Education, Technology Center Services Division

³ Oklahoma Department of Career and Technology Education, Information Management Division

⁴ Oklahoma Department of Education

⁵ Technology Center