

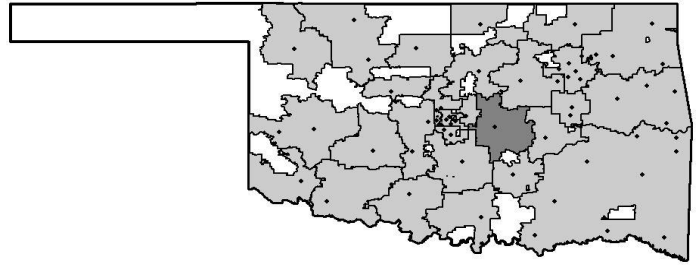
GORDON COOPER TECHNOLOGY CENTER DISTRICT

Oklahoma's Career Tech Districts:

**One John C Burton Boulevard
Shawnee, Oklahoma 73802-9104
(405) 273-7493**

Mr. Marty Lewis, Superintendent

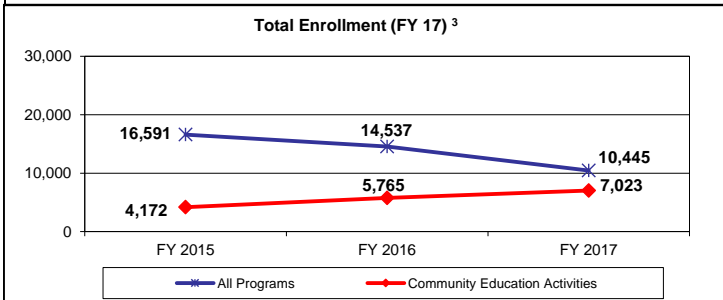
www.gctech.edu



DISTRICT OVERVIEW

Demographic Data ³ (FY 17)		
	Technology Center District Enrollment	Technology Centers Statewide Average
Caucasian	68.1%	64.9%
African American	1.5%	9.6%
Asian	0.1%	1.5%
Hispanic	5.7%	10.0%
American Indian	10.6%	11.4%
Two or More Races	13.9%	2.7%
Highest Educational Level for Adults Age 25+		
College Degree	20.4%	26.8%
H.S. Diploma w/o College Degree	77.2%	68.3%
Less than 12th Grade Education	2.4%	4.9%
Economically Disadvantaged Full-Time Secondary Students	31.1%	61.2%

Cost Per Student ² (FY 17)	Technology Center District	Statewide
Average Cost Per FTE Enrollment in State Programs	\$7,856	\$9,838
Average Cost Per Enrollment in Bus. & Industry Programs	\$176	\$120



District Population & Partner Schools ^{1 & 3}

District population is 115,168 based on 2010 census data. School districts served are Asher, Bethel, Bowlegs, Butner, Chandler, Dale, Earlsboro, Family of Faith, Grove, Justice, Liberty Academy, Macomb, Maud, McLoud, Meeker, New Lima, North Rock Creek, Paden, Pleasant Grove, Prague, Seminole, Shawnee, South Rock Creek, Strother, Tecumseh, Varnum, Wellston, Wewoka and White Rock.

Financial Data ² (FY 17)			
	Technology Center District	Technology Center %	Statewide %
REVENUE			
General Fund Revenue			
Revenue			
Local Funds	\$7,767,755	64.8%	76.3%
Local Ad Valorem	\$6,413,576	82.6%	85.7%
Adult Tuition	\$876,565	11.3%	9.1%
Local Other	\$477,614	6.1%	5.2%
State Funds	\$3,069,355	25.6%	18.9%
Federal Funds	\$1,148,700	9.6%	4.8%
Total General Fund Revenue	\$11,985,810	100.0%	100.0%

Building Fund Revenue			
Total Local Revenue	\$3,205,704	100.0%	
Local Taxes	\$3,201,627	99.9%	
Local Other Sources	\$4,078	0.1%	
State	\$172	0.0%	
Federal	\$0	0.0%	
Total Building Fund Revenue	\$3,205,876	100.0%	

TOTAL REVENUE: \$15,191,686

General and Building Fund Expenditures			
Classroom Activity & Instructional Support	\$7,483,241	60.2%	60.0%
Guidance & Counseling	\$264,798	2.1%	4.9%
General Administration	\$333,877	2.7%	2.7%
General Support	\$1,214,011	9.8%	13.6%
Student Transportation	\$323,935	2.6%	2.7%
Operation of Plant	\$2,687,738	21.6%	15.7%
Other Services	\$126,783	1.0%	0.3%
Subtotal:	\$12,434,383	100.0%	100.0%

Additional Expenditures			
Capital Outlay	\$1,256,981		
Student Financial Aid	\$715,590		
Other Expenditures	\$474,107		
Subtotal:	\$2,446,678		

TOTAL EXPENDITURES: \$14,881,060

Definitions of all terms can be found in the glossary at the beginning of this document.

Data provided by the following sources:

¹ Office of Accountability, State of Oklahoma

² Oklahoma Department of Career and Technology Education, Technology Center Services Division

³ Oklahoma Department of Career and Technology Education, Information Management Division

⁴ Oklahoma Department of Education

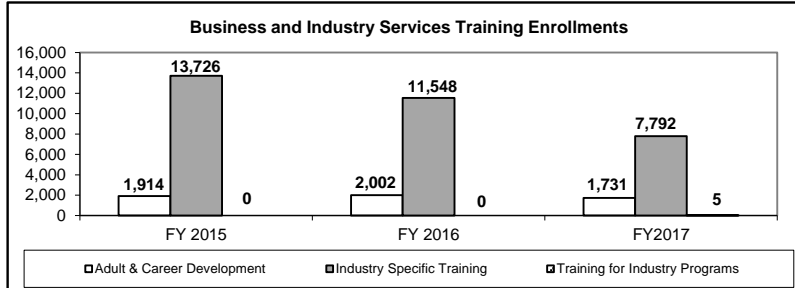
⁵ Technology Center

GORDON COOPER TECHNOLOGY CENTER DISTRICT

BUSINESS AND INDUSTRY SERVICES TRAINING³

Business and Industry Services Course Statistics

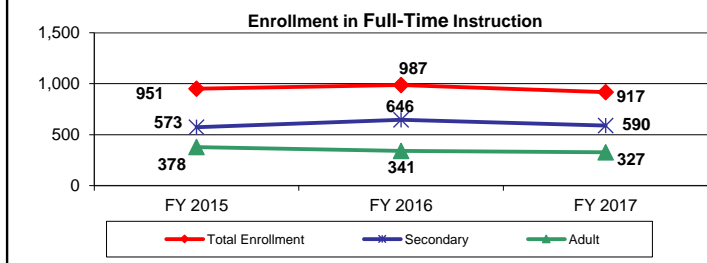
Program Type (FY 17)	Number of Classes	Hours of Training
Adult and Career Development	267	6,072
Industry Specific Training	725	4,207
Training for Industry Programs	1	120
Total	993	10,399
Total Adjunct Instructors:	105	
Total Businesses & Industries Served:	348	



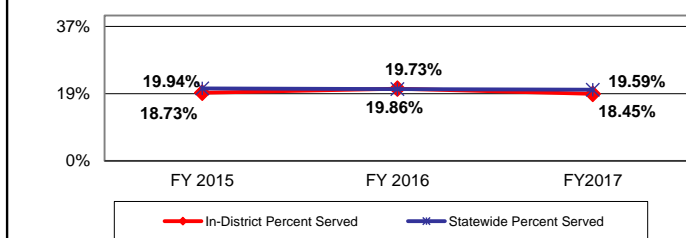
FULL-TIME INSTRUCTION (FY 17)³

Instructors (FY 17)²

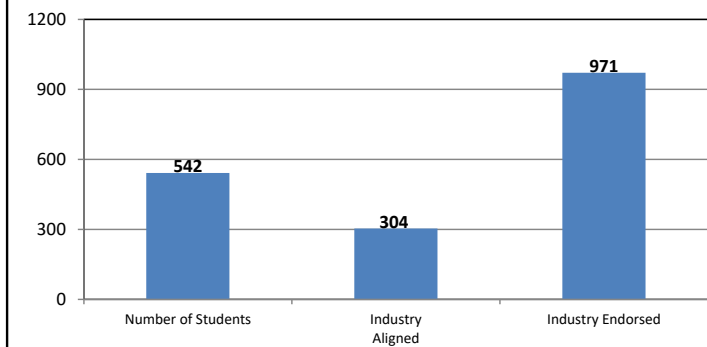
State Program Instructors	35
National Board Certified Instructors	8
Average Annual Salary for Instructors (base salary):	
10 month contract:	\$58,178
11 month contract:	\$0
12 month contract:	\$67,723



Percent of Eligible 11th and 12th Graders Enrolled in Full-Time Instruction⁴



Certifications (FY 17)³



State Program Outcomes - Completion/Retention FY 17³

Technology Center			
Completion Status:	Secondary	Adult	All Students
Retained/Completers	86%	88%	87%
Transfers	12%	3%	9%
Leavers	2%	9%	4%

Statewide			
	Secondary	Adult	All Students
Retained/Completers	85%	88%	86%
Transfers	12%	2%	9%
Leavers	2%	10%	5%

State Program Outcomes - Placement FY 17³

Technology Center			
Placement Status:	Secondary	Adult	All Students
Total Positive Placement	99%	94%	97%
Military	4%	2%	3%
Employed Related	33%	76%	50%
Employed Not Related	2%	4%	3%
Continuing Education	59%	12%	40%
Unemployed Seeking	0%	4%	2%
Not in Labor Force	1%	2%	2%

Statewide			
Placement Status:	Secondary	Adult	All Students
Total Positive Placement	96%	92%	95%
Military	3%	1%	2%
Employed Related	24%	70%	42%
Employed Not Related	6%	9%	7%
Continuing Education	63%	12%	44%
Unemployed Seeking	3%	5%	4%
Not in Labor Force	2%	4%	2%

PROJECTS AND UNIQUE ATTRIBUTES⁵

Gordon Cooper Technology Center's (GCTC) full-time classes serve many adults and high school students from 27 partner school districts. Full-time students have the opportunity to participate in 23 career pathways encompassing 85 career majors. Gordon Cooper Technology Center in partnership with Seminole State College is now offering Medical Laboratory Technology, Physical Therapist Assistant, Engineering Tech and Court Reporter programs.

In addition, GCTC supports economic development efforts in our region through an array of business and industry programs such as Bid Assistance, Small Business Development, Manufacturing Alliance, Safety Training, Agriculture Business Development and several others. GCTC also offers a full complement of academic online courses available to all high school students in the district. The Gordon Cooper Technology Center district covers more than 1,650 square miles in 11 different counties.

Definitions of all terms can be found in the glossary at the beginning of this document.

Data provided by the following sources:

¹ Office of Accountability, State of Oklahoma

² Oklahoma Department of Career and Technology Education, Technology Center Services Division

³ Oklahoma Department of Career and Technology Education, Information Management Division

⁴ Oklahoma Department of Education

⁵ Technology Center