

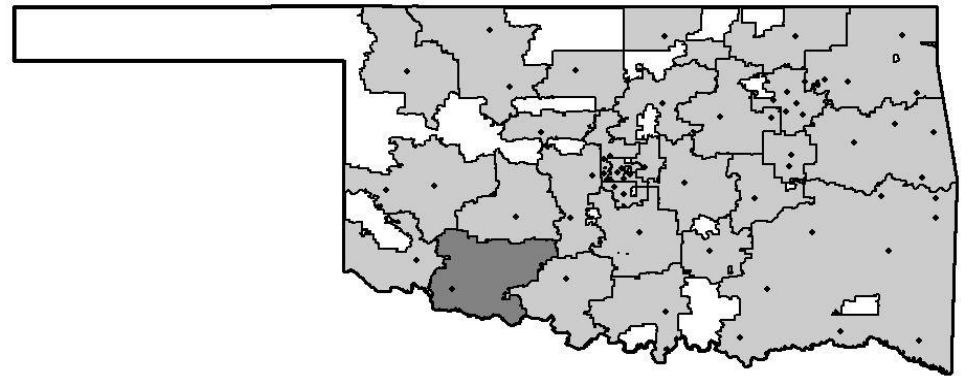
# GREAT PLAINS TECHNOLOGY CENTER DISTRICT

**4500 W. Lee Blvd  
Lawton, Oklahoma 73505-8399  
(580) 355-6371**

**Mr. Clarence Fortney, Superintendent**

www.greatplains.edu

Oklahoma's CareerTech Districts:



## DISTRICT OVERVIEW

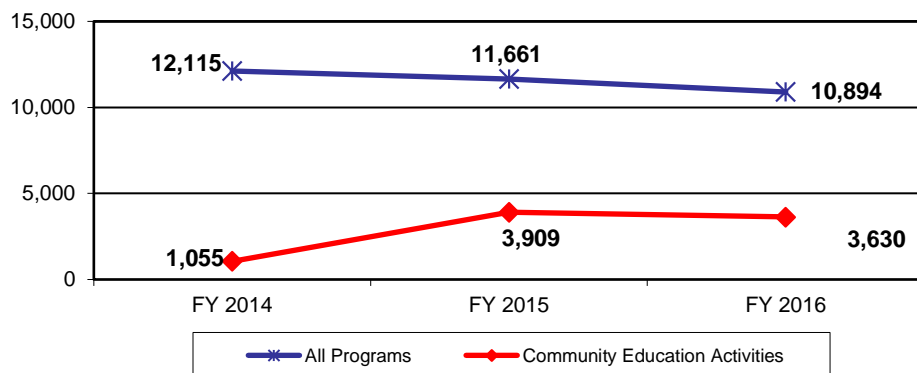
### Demographic Data <sup>3</sup> (FY 16)

	Technology Center District Enrollment	Technology Centers Statewide Average
Caucasian	62.2%	68.5%
African American	13.2%	7.7%
Asian	1.9%	1.2%
Hispanic	8.4%	10.0%
American Indian	13.8%	10.5%
Two or More Races	0.6%	2.1%
Highest Educational Level for Adults Age 25+		
College Degree	39.8%	35.7%
H.S. Diploma w/o College Degree	56.2%	56.7%
Less than 12th Grade Education	3.9%	7.7%
Economically Disadvantaged Full-Time Secondary Students	31.9%	27.9%

### Cost Per Student <sup>2</sup> (FY 16)

	Technology Center District	Statewide
Average Cost Per FTE Enrollment in Career Majors	\$7,899	\$9,637
Average Cost Per Enrollment in Bus. & Industry Programs	\$191	\$118

### Total Enrollment (FY 16) <sup>3</sup>



### District Population & Partner Schools <sup>1 & 3</sup>

District population is 135,314 based on 2010 census data. School districts served are Big Pasture, Bishop, Cache, Chattanooga, Davidson, Elgin, Fletcher, Frederick, Flower Mound, Geronimo, Grandfield, Indianahoma, Lawton, Snyder, Sterling and Tipton.

### Financial Data <sup>2</sup> (FY 16)

	Technology Center District	Technology Center %	Statewide %
<b>REVENUE</b>			
<b>General Fund Revenue</b>			
<b>Revenue</b>			
Local Funds	\$10,589,297	60.8%	75.1%
Local Ad Valorem	\$7,900,409	74.6%	85.0%
Adult Tuition	\$1,868,335	17.6%	9.1%
Local Other	\$820,552	7.7%	5.9%
State Funds	\$5,935,255	34.1%	20.1%
Federal Funds	\$904,252	5.2%	4.8%
<b>Total General Fund Revenue</b>	<b>\$17,428,804</b>	<b>100.0%</b>	<b>100.0%</b>
<b>Building Fund Revenue</b>			
Total Local Revenue	\$3,948,537	100.0%	
Local Taxes	\$3,099,157	78.5%	
Local Other Sources	\$849,380	21.5%	
State	\$0	0.0%	
Federal	\$0	0.0%	
<b>Total Building Fund Revenue</b>	<b>\$3,948,537</b>	<b>100.0%</b>	
<b>TOTAL REVENUE:</b>		<b>\$21,377,341</b>	
<b>General and Building Fund Expenditures</b>			
Classroom Activity & Instructional Support	\$11,031,183	64.2%	61.2%
Guidance & Counseling	\$800,871	4.7%	5.1%
General Administration	\$509,703	3.0%	2.6%
General Support	\$2,337,672	13.6%	13.6%
Student Transportation	\$221,664	1.3%	2.9%
Operation of Plant	\$2,278,825	13.3%	14.3%
Other Services	\$2,883	0.0%	0.3%
<b>Subtotal:</b>	<b>\$17,182,801</b>	<b>100.0%</b>	<b>100.0%</b>
<b>Additional Expenditures</b>			
Capital Outlay	\$1,942,498		
Student Financial Aid	\$566,436		
Other Expenditures	\$608,351		
<b>Subtotal:</b>	<b>\$3,117,285</b>		
<b>TOTAL EXPENDITURES:</b>		<b>\$20,300,086</b>	

Definitions of all terms can be found in the overview at the beginning of this document.

Data provided by the following sources:

<sup>1</sup> Office of Accountability, State of Oklahoma

<sup>2</sup> Oklahoma Department of Career and Technology Education, Technology Center Services Division

<sup>3</sup> Oklahoma Department of Career and Technology Education, Information Management Division

<sup>4</sup> Oklahoma Department of Education

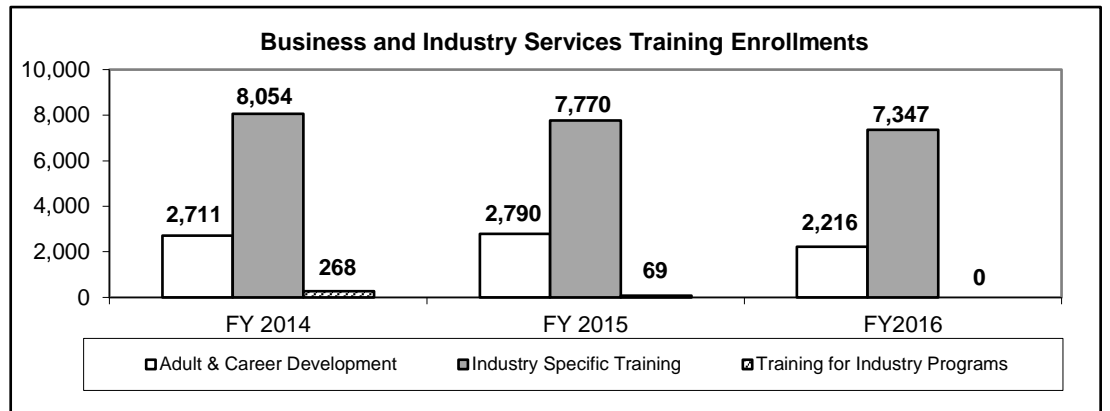
<sup>5</sup> Technology Center

# GREAT PLAINS TECHNOLOGY CENTER DISTRICT

## BUSINESS AND INDUSTRY SERVICES TRAINING <sup>3</sup>

### Business and Industry Services Course Statistics

Program Type (FY 16)	Number of Classes	Hours of Training
Adult and Career Development	371	9,844
Industry Specific Training	620	8,627
Training for Industry Programs	0	0
<b>Total All Programs</b>	<b>991</b>	<b>18,471</b>
Total Adjunct Instructors:	132	
Total Businesses & Industries Served:	250	

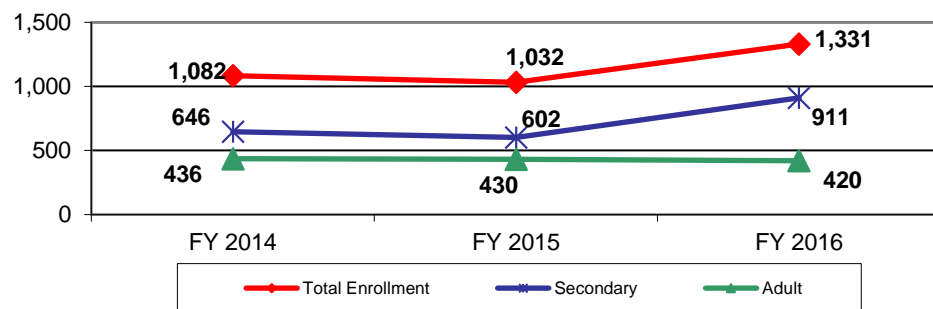


## FULL-TIME INSTRUCTION AND CAREER MAJORS (FY 16) <sup>3</sup>

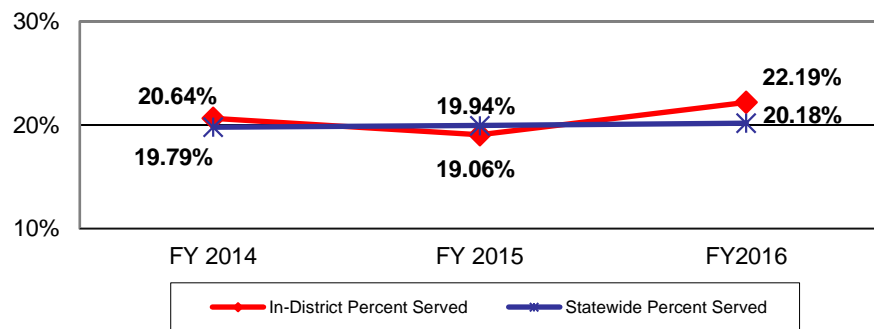
### Instructors (FY 16) <sup>2</sup>

Career Major Instructors	49
National Board Certified Instructors	3
Average Annual Salary for Instructors (base salary):	
10 month contract:	\$46,191
11 month contract:	\$0
12 month contract:	\$53,892

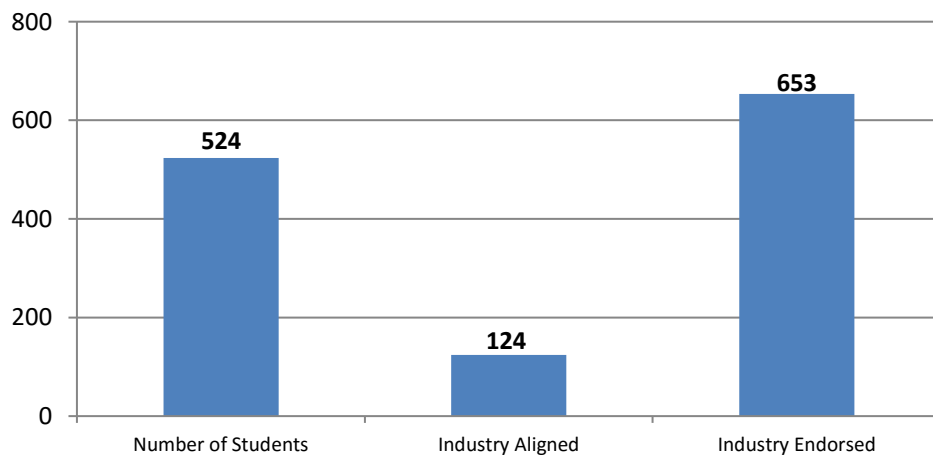
### Enrollment in Full-Time Instruction/Career Majors



### Percent of Eligible 11th and 12th Graders Enrolled in Full-Time Instruction/Career Majors <sup>4</sup>



### Certifications (FY 16) <sup>3</sup>



### Career Major Outcomes - Completion/Retention FY 16<sup>3</sup>

Technology Center			
Completion Status:	Secondary	Adult	All Students
Retained/Completers	85%	90%	86%
Transfers	13%	1%	9%
Leavers	2%	9%	4%

Statewide			
	Secondary	Adult	All Students
Retained/Completers	85%	87%	86%
Transfers	11%	2%	8%
Leavers	4%	11%	6%

### Career Major Outcomes - Placement FY 16<sup>3</sup>

Technology Center			
Placement Status:	Secondary	Adult	All Students
<b>Total Positive Placement</b>	95%	86%	91%
Military	6%	2%	5%
Employed Related	14%	61%	33%
Employed Not Related	4%	7%	6%
Continuing Education	71%	15%	49%
Unemployed Seeking	3%	7%	5%
Not in Labor Force	1%	7%	4%

Statewide			
Placement Status:	Secondary	Adult	All Students
<b>Total Positive Placement</b>	96%	90%	94%
Military	3%	1%	2%
Employed Related	23%	66%	40%
Employed Not Related	6%	10%	8%
Continuing Education	63%	14%	44%
Unemployed Seeking	3%	5%	4%
Not in Labor Force	2%	4%	3%

## PROJECTS AND UNIQUE ATTRIBUTES <sup>5</sup>

Great Plains' Business Center is a 23,000 square-foot facility that focuses on entrepreneurs who are engaged in light manufacturing, commercial food production or the commercial arts.

Great Plains' newly remodeled state-of-the-art Testing Center administers more than 4,000 tests each year, including 3,500 to students and 500 to community businesses and stakeholders.

Great Plains' has expanded its renowned Project Lead the Way Pre-Engineering program to all three Lawton high schools. GPTC instructors teach the PE classes. More than 200 students are enrolled in pre-engineering either at the Great Plains Lawton campus or at one of the Lawton schools.

Definitions of all terms can be found in the overview at the beginning of this document.

Data provided by the following sources:

<sup>1</sup> Office of Accountability, State of Oklahoma

<sup>2</sup> Oklahoma Department of Career and Technology Education, Technology Center Services Division

<sup>3</sup> Oklahoma Department of Career and Technology Education, Information Management Division

<sup>4</sup> Oklahoma Department of Education

<sup>5</sup> Technology Center