

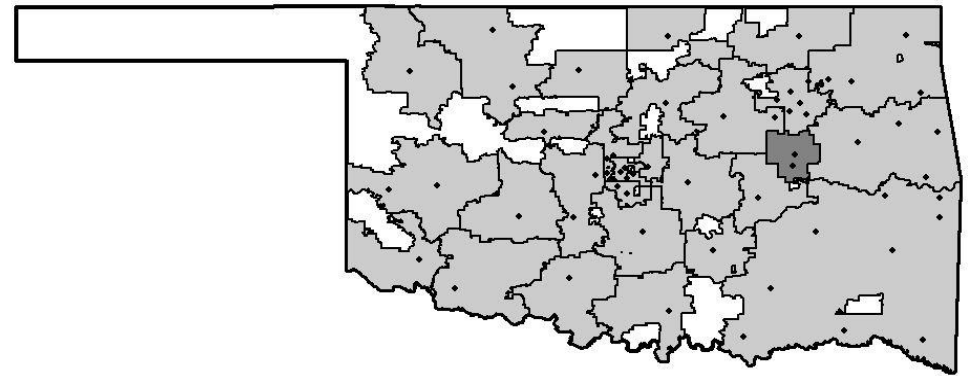
GREEN COUNTRY TECHNOLOGY CENTER DISTRICT

1000 North Loop 56
P.O. Box 1217
Okmulgee, Oklahoma 74447-1217
(918) 758-0840

Mr. Larry Killebrew, Superintendent

www.gctcok.edu

Oklahoma's CareerTech Districts:



DISTRICT OVERVIEW

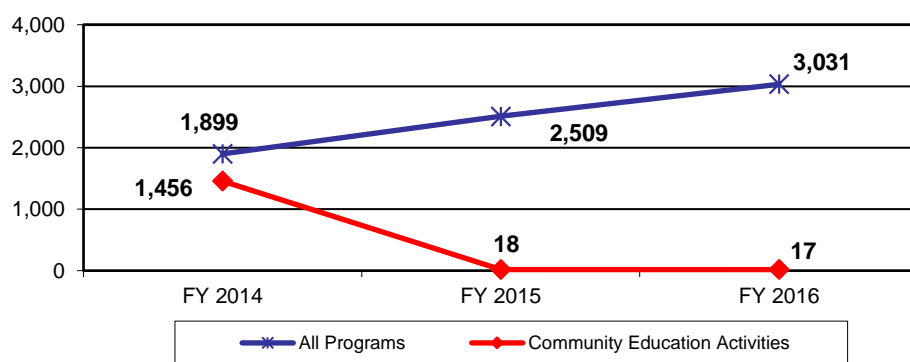
Demographic Data ³ (FY 16)

	Technology Center District Enrollment	Technology Centers Statewide Average
Caucasian	59.2%	68.5%
African American	11.2%	7.7%
Asian	0.2%	1.2%
Hispanic	2.4%	10.0%
American Indian	16.5%	10.5%
Two or More Races	10.4%	2.1%
Highest Educational Level for Adults Age 25+		
College Degree	41.6%	35.7%
H.S. Diploma w/o College Degree	54.0%	56.7%
Less than 12th Grade Education	4.4%	7.7%
Economically Disadvantaged Full-Time Secondary Students	0.0%	27.9%

Cost Per Student ² (FY 16)

	Technology Center District	Statewide
Average Cost Per FTE Enrollment in Career Majors	\$5,884	\$9,637
Average Cost Per Enrollment in Bus. & Industry Programs	\$243	\$118

Total Enrollment (FY 16) ³



District Population & Partner Schools ^{1 & 3}

District population is 37,693 based on 2010 census data. School districts served are Beggs, Dewar, Henryetta, Morris, Okmulgee, Preston, Schuler, Twin Hills and Wilson.

Financial Data ² (FY 16)

	Technology Center District	Technology Center %	Statewide %
REVENUE			
General Fund Revenue			
Revenue			
Local Funds	\$1,918,283	56.1%	75.1%
Local Ad Valorem	\$1,588,086	82.8%	85.0%
Adult Tuition	\$303,858	15.8%	9.1%
Local Other	\$26,339	1.4%	5.9%
State Funds	\$1,491,433	43.6%	20.1%
Federal Funds	\$7,437	0.2%	4.8%
Total General Fund Revenue	\$3,417,153	100.0%	100.0%
Building Fund Revenue			
Total Local Revenue	\$317,493	99.9%	
Local Taxes	\$317,493	100.0%	
Local Other Sources	\$0	0.0%	
State	\$459	0.1%	
Federal	\$0	0.0%	
Total Building Fund Revenue	\$317,952	100.0%	
TOTAL REVENUE:		\$3,735,105	
General and Building Fund Expenditures			
Classroom Activity & Instructional Support	\$1,827,975	63.9%	61.2%
Guidance & Counseling	\$100,119	3.5%	5.1%
General Administration	\$189,930	6.6%	2.6%
General Support	\$237,364	8.3%	13.6%
Student Transportation	\$107,186	3.7%	2.9%
Operation of Plant	\$397,499	13.9%	14.3%
Other Services	\$0	0.0%	0.3%
Subtotal:	\$2,860,073	100.0%	100.0%
Additional Expenditures			
Capital Outlay	\$659,285		
Student Financial Aid	\$12,097		
Other Expenditures	\$42,161		
Subtotal:	\$713,543		
TOTAL EXPENDITURES:		\$3,573,616	

Definitions of all terms can be found in the overview at the beginning of this document.

Data provided by the following sources:

¹ Office of Accountability, State of Oklahoma

² Oklahoma Department of Career and Technology Education, Technology Center Services Division

³ Oklahoma Department of Career and Technology Education, Information Management Division

⁴ Oklahoma Department of Education

⁵ Technology Center

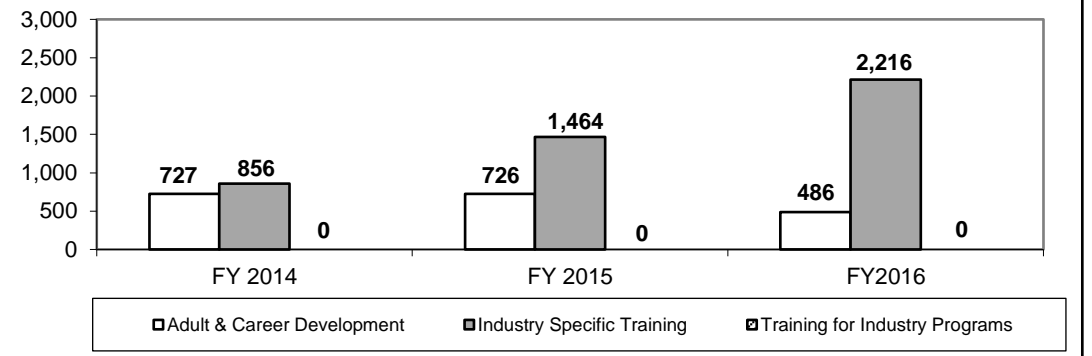
GREEN COUNTRY TECHNOLOGY CENTER DISTRICT

BUSINESS AND INDUSTRY SERVICES TRAINING ³

Business and Industry Services Course Statistics

Program Type (FY 16)	Number of Classes	Hours of Training
Adult and Career Development	82	3,268
Industry Specific Training	218	1,091
Training for Industry Programs	0	0
Total All Programs	300	4,359
Total Adjunct Instructors:	51	
Total Businesses & Industries Served:	19	

Business and Industry Services Training Enrollments

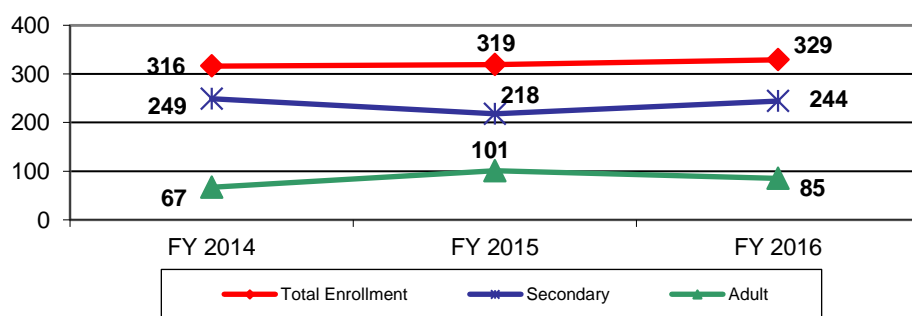


FULL-TIME INSTRUCTION AND CAREER MAJORS (FY 16) ³

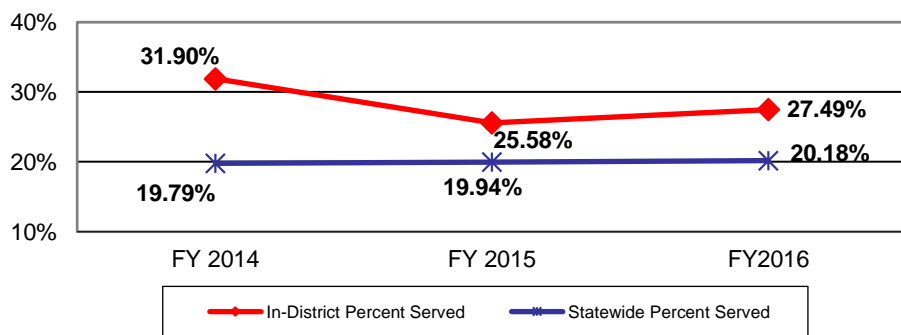
Instructors (FY 16) ²

Career Major Instructors	12
National Board Certified Instructors	0
Average Annual Salary for Instructors (base salary):	
10 month contract:	\$47,432
11 month contract:	\$53,653
12 month contract:	\$46,577

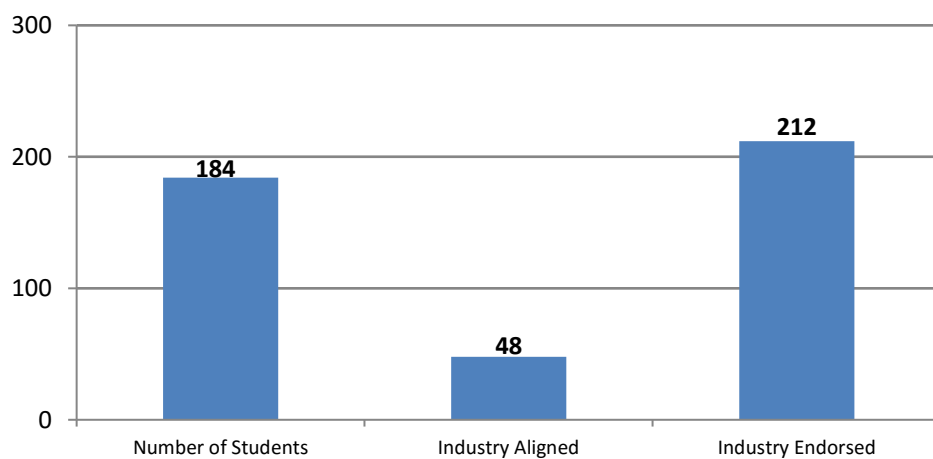
Enrollment in Full-Time Instruction/Career Majors



Percent of Eligible 11th and 12th Graders Enrolled in Full-Time Instruction/Career Majors ⁴



Certifications (FY 16) ³



Career Major Outcomes - Completion/Retention FY 16 ³

Technology Center

Completion Status:	Secondary	Adult	All Students
Retained/Completers	74%	77%	75%
Transfers	25%	2%	19%
Leavers	1%	20%	6%

Statewide

	Secondary	Adult	All Students
Retained/Completers	85%	87%	86%
Transfers	11%	2%	8%
Leavers	4%	11%	6%

Career Major Outcomes - Placement FY 16 ³

Technology Center

Placement Status:	Secondary	Adult	All Students
Total Positive Placement	95%	95%	95%
Military	5%	0%	3%
Employed Related	25%	73%	44%
Employed Not Related	0%	4%	1%
Continuing Education	66%	18%	47%
Unemployed Seeking	1%	4%	2%
Not in Labor Force	3%	2%	3%

Statewide

Placement Status:	Secondary	Adult	All Students
Total Positive Placement	96%	90%	94%
Military	3%	1%	2%
Employed Related	23%	66%	40%
Employed Not Related	6%	10%	8%
Continuing Education	63%	14%	44%
Unemployed Seeking	3%	5%	4%
Not in Labor Force	2%	4%	3%

PROJECTS AND UNIQUE ATTRIBUTES ⁵

Green Country Technology Center offers full-time educational opportunities in Licensed Practical Nursing, Health Careers Certification, Pre-Nursing, Carpentry, CNC Manufacturing, Digital Media, Welding, Computer Aided Drafting, Sports Medicine/Physical Therapy, Chiropractic Aide and Air Conditioning Refrigeration.

Green Country Technology Center also offers adult education training in short-term classes, day and night, as well as customized business and industry classes when requested. A variety of safety, computer and health classes can be arranged for groups needing special training times.

Definitions of all terms can be found in the overview at the beginning of this document.

Data provided by the following sources: ¹ Office of Accountability, State of Oklahoma

² Oklahoma Department of Career and Technology Education, Technology Center Services Division

³ Oklahoma Department of Career and Technology Education, Information Management Division

⁴ Oklahoma Department of Education

⁵ Technology Center