

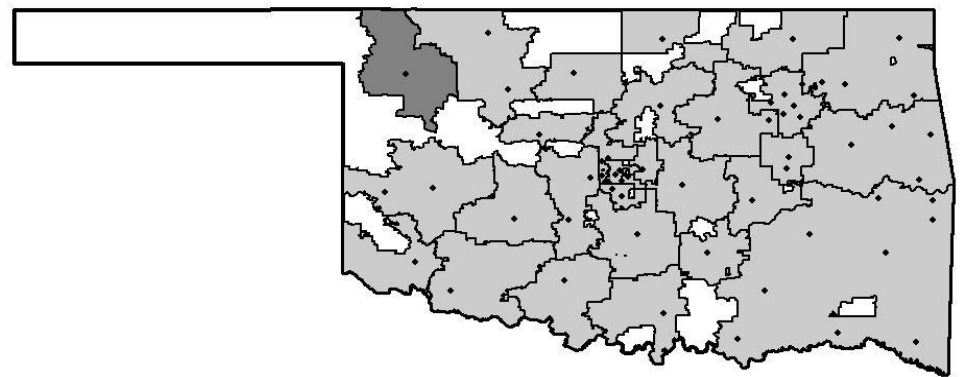
HIGH PLAINS TECHNOLOGY CENTER DISTRICT

**3921 34th Street
Woodward, Oklahoma 73801-7000
(405) 265-6618**

Mr. Dwight Hughes, Superintendent

www.hptc.edu

Oklahoma's CareerTech Districts:



DISTRICT OVERVIEW

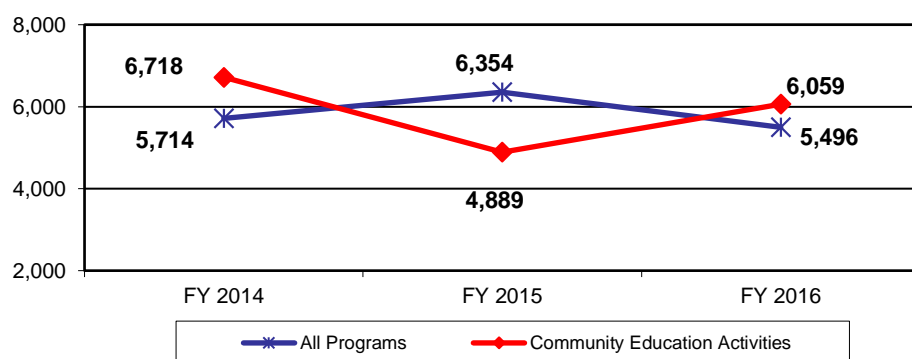
Demographic Data ³ (FY 16)

	Technology Center District Enrollment	Technology Centers Statewide Average
Caucasian	82.6%	68.5%
African American	1.2%	7.7%
Asian	0.2%	1.2%
Hispanic	11.7%	10.0%
American Indian	1.7%	10.5%
Two or More Races	2.6%	2.1%
Highest Educational Level for Adults Age 25+		
College Degree	46.3%	35.7%
H.S. Diploma w/o College Degree	44.9%	56.7%
Less than 12th Grade Education	8.9%	7.7%
Economically Disadvantaged Full-Time Secondary Students	48.4%	27.9%

Cost Per Student ² (FY 16)

	Technology Center District	Statewide
Average Cost Per FTE Enrollment in Career Majors	\$7,926	\$9,637
Average Cost Per Enrollment in Bus. & Industry Programs	\$129	\$118

Total Enrollment (FY 16) ³



District Population & Partner Schools ^{1 & 3}

District population is 24,625 based on 2010 census data. School districts served are Buffalo, Fargo, Fort Supply, Gage, *Mooreland, Sharon-Mutual, Vici and Woodward.

*Only a portion of this school district is a member of the technology center district.

Financial Data ² (FY 16)

	Technology Center District	Technology Center %	Statewide %
REVENUE			
General Fund Revenue			
Revenue			
Local Funds	\$4,442,791	72.4%	75.1%
Local Ad Valorem	\$3,769,643	84.8%	85.0%
Adult Tuition	\$417,678	9.4%	9.1%
Local Other	\$255,469	5.8%	5.9%
State Funds	\$1,666,977	27.1%	20.1%
Federal Funds	\$30,711	0.5%	4.8%
Total General Fund Revenue	\$6,140,479	100.0%	100.0%
Building Fund Revenue			
Total Local Revenue	\$823,151	100.0%	
Local Taxes	\$753,855	91.6%	
Local Other Sources	\$69,296	8.4%	
State	\$370	0.0%	
Federal	\$0	0.0%	
Total Building Fund Revenue	\$823,521	100.0%	
TOTAL REVENUE:			\$6,964,000
General and Building Fund Expenditures			
Classroom Activity & Instructional Support	\$3,344,240	58.5%	61.2%
Guidance & Counseling	\$102,652	1.8%	5.1%
General Administration	\$252,554	4.4%	2.6%
General Support	\$1,039,417	18.2%	13.6%
Student Transportation	\$124,975	2.2%	2.9%
Operation of Plant	\$850,794	14.9%	14.3%
Other Services	\$6,302	0.1%	0.3%
Subtotal:	\$5,720,934	100.0%	100.0%
Additional Expenditures			
Capital Outlay	\$354,743		
Student Financial Aid	\$27,844		
Other Expenditures	\$90,155		
Subtotal:	\$472,742		
TOTAL EXPENDITURES:			\$6,193,676

Definitions of all terms can be found in the overview at the beginning of this document.

Data provided by the following sources:

¹ Office of Accountability, State of Oklahoma

² Oklahoma Department of Career and Technology Education, Technology Center Services Division

³ Oklahoma Department of Career and Technology Education, Information Management Division

⁴ Oklahoma Department of Education

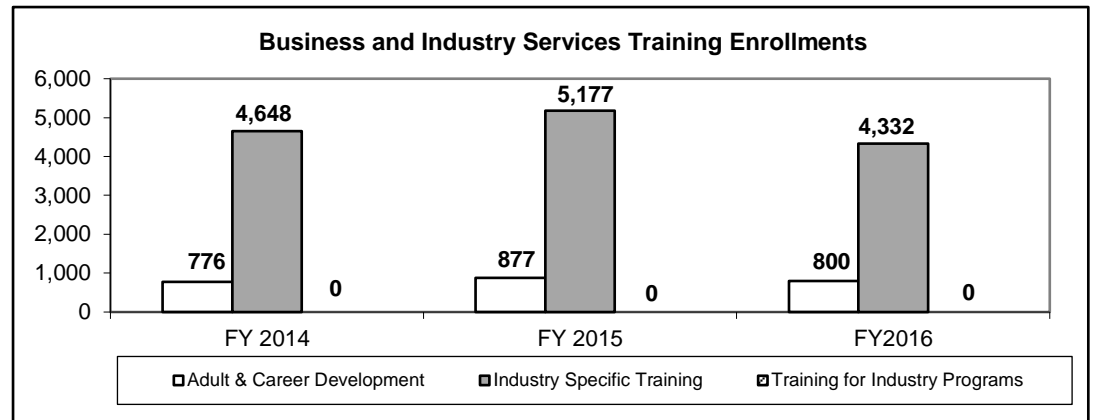
⁵ Technology Center

HIGH PLAINS TECHNOLOGY CENTER DISTRICT

BUSINESS AND INDUSTRY SERVICES TRAINING ³

Business and Industry Services Course Statistics

Program Type (FY 16)	Number of Classes	Hours of Training
Adult and Career Development	135	2,349
Industry Specific Training	498	6,335
Training for Industry Programs	0	0
Total All Programs	633	8,684
Total Adjunct Instructors:	63	
Total Businesses & Industries Served:	120	

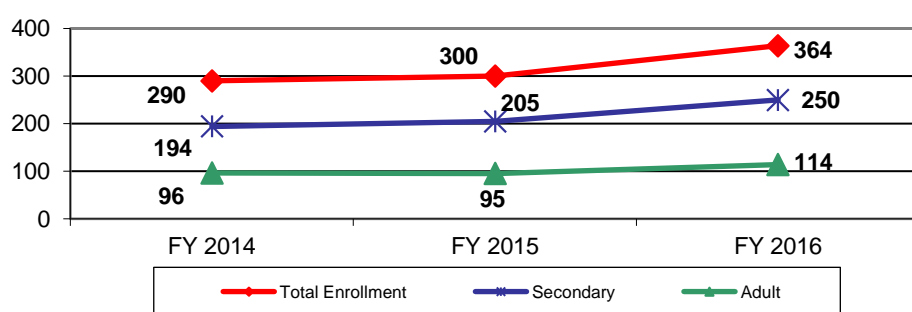


FULL-TIME INSTRUCTION AND CAREER MAJORS (FY 16) ³

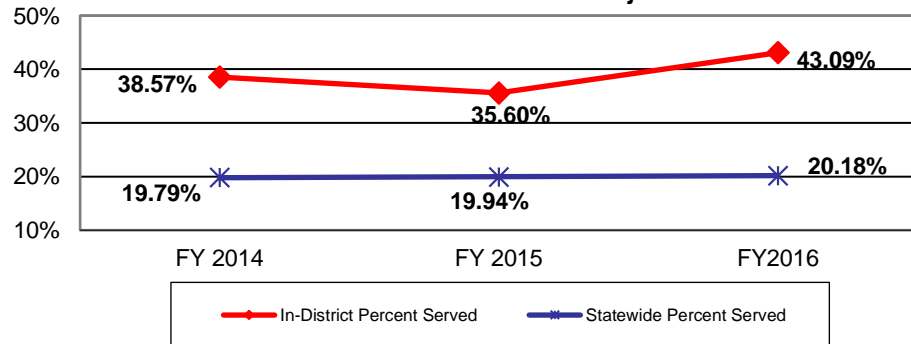
Instructors (FY 16) ²

Career Major Instructors	13
National Board Certified Instructors	2
Average Annual Salary for Instructors (base salary):	
10 month contract:	\$56,615
11 month contract:	\$65,533
12 month contract:	\$60,941

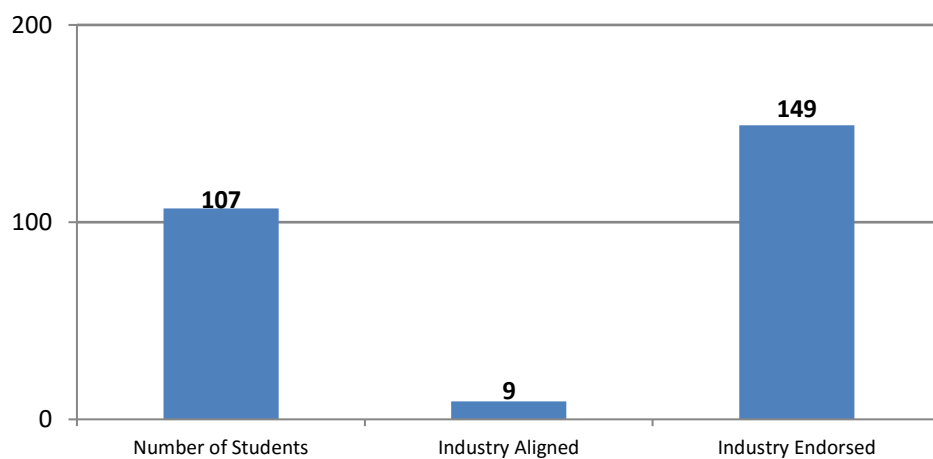
Enrollment in Full-Time Instruction/Career Majors



Percent of Eligible 11th and 12th Graders Enrolled in Full-Time Instruction/Career Majors ⁴



Certifications (FY 16) ³



Career Major Outcomes - Completion/Retention FY 16³

Technology Center			
Completion Status:	Secondary	Adult	All Students
Retained/Completers	74%	84%	77%
Transfers	17%	9%	15%
Leavers	9%	6%	8%

Statewide			
	Secondary	Adult	All Students
Retained/Completers	85%	87%	86%
Transfers	11%	2%	8%
Leavers	4%	11%	6%

Career Major Outcomes - Placement FY 16³

Technology Center			
Placement Status:	Secondary	Adult	All Students
Total Positive Placement	92%	92%	92%
Military	4%	0%	3%
Employed Related	33%	77%	50%
Employed Not Related	9%	10%	10%
Continuing Education	45%	5%	29%
Unemployed Seeking	7%	7%	7%
Not in Labor Force	1%	2%	1%

Statewide			
Placement Status:	Secondary	Adult	All Students
Total Positive Placement	96%	90%	94%
Military	3%	1%	2%
Employed Related	23%	66%	40%
Employed Not Related	6%	10%	8%
Continuing Education	63%	14%	44%
Unemployed Seeking	3%	5%	4%
Not in Labor Force	2%	4%	3%

PROJECTS AND UNIQUE ATTRIBUTES ⁵

High Plains Technology Center (HPTC) has provided state of the art, technical education and career training to high school students, adults, businesses and industries in northwest Oklahoma since 1982.

High Plains Technology Center's district includes the partner school districts of Woodward, Buffalo, Fargo, Ft. Supply, Gage, Mooreland, Sharon/Mutual and Vici. Offered are ten daytime career programs for junior & senior high school students and adults along with Practical Nursing and Wind Energy Technician for adults. HPTC's Technical Application Center is a junior high program to give students an introduction to applying STEM concepts. Short Term Adult classes are offered in a variety of subject areas in the evenings and weekends.

The Business and Industry Services (BIS) department is the training resource for Renewable Energy offering innovative curriculum and a hands-on-approach for the Oil and Gas and the Wind Energy (GWO certified) industries. Specialized training for Confined Space Rescue includes above ground and underground facilities. Customized training and resources are offered to individual businesses, industries and entrepreneurs throughout northwest Oklahoma.

Definitions of all terms can be found in the overview at the beginning of this document.

Data provided by the following sources:

¹ Office of Accountability, State of Oklahoma

² Oklahoma Department of Career and Technology Education, Technology Center Services Division

³ Oklahoma Department of Career and Technology Education, Information Management Division

⁴ Oklahoma Department of Education

⁵ Technology Center