

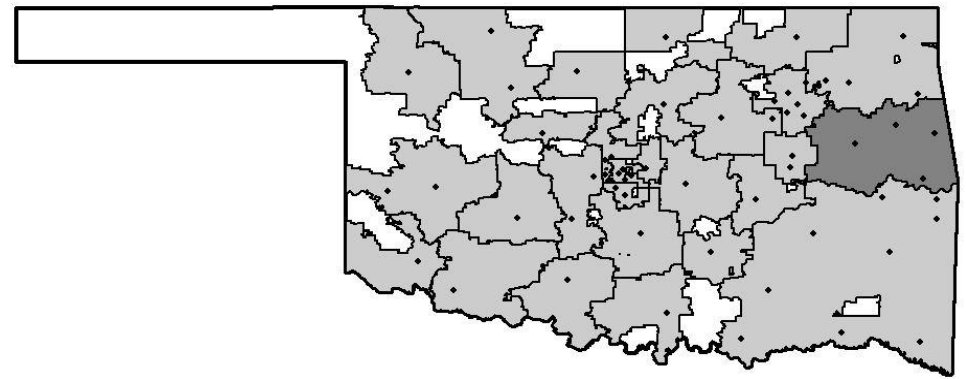
INDIAN CAPITAL TECHNOLOGY CENTER DISTRICT

**2403 North 41st Street East
Muskogee, Oklahoma 74403-1799
(918) 686-7565**

Mr. Anthony Pivec, Superintendent

www.ictctech.com

Oklahoma's CareerTech Districts:



DISTRICT OVERVIEW

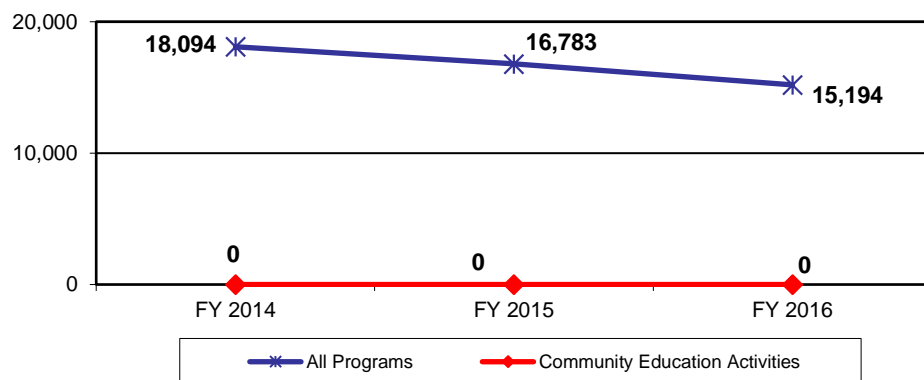
Demographic Data ³ (FY 16)

	Technology Center District Enrollment	Technology Centers Statewide Average
Caucasian	60.0%	68.5%
African American	6.1%	7.7%
Asian	0.2%	1.2%
Hispanic	5.4%	10.0%
American Indian	22.3%	10.5%
Two or More Races	5.9%	2.1%
Highest Educational Level for Adults Age 25+		
College Degree	25.2%	35.7%
H.S. Diploma w/o College Degree	66.6%	56.7%
Less than 12th Grade Education	8.3%	7.7%
Economically Disadvantaged Full-Time Secondary Students	66.5%	27.9%

Cost Per Student ² (FY 16)

	Technology Center District	Statewide
Average Cost Per FTE Enrollment in Career Majors	\$7,423	\$9,637
Average Cost Per Enrollment in Bus. & Industry Programs	\$141	\$118

Total Enrollment (FY 16) ³



District Population & Partner Schools ^{1 & 3}

District population is 229,053 based on 2010 census data. School districts served are Belfonte, Braggs, Briggs, Brushy, Cave Springs, Central, Checotah, Coweta, Dahlongah, Fort Gibson, Gans, Gore, Grand View, Greasy, Haskell, Hilldale, Hulbert, *Kansas, Keys, Liberty, Lowrey, Marble City, Maryetta, Midway, Moffett, *Moseley, Muldrow, Muskogee, Norwood, Okay, Oktaha, Peavine, Peggs, Porter Consolidated, Porum, Rocky Mountain, Roland, Sallisaw, Shady Grove, Skelly, Stillwell, Tahlequah, Tenkiller, Vian, Wagoner, Wainright, Warner, Watts, Webbers Falls, Westville, Woodall and Zion.

*Only portions of these school districts are members of the technology center district.

Financial Data ² (FY 16)

	Technology Center District	Technology Center %	Statewide %
REVENUE			
General Fund Revenue			
Revenue			
Local Funds	\$11,427,339	66.0%	75.1%
Local Ad Valorem	\$9,691,717	84.8%	85.0%
Adult Tuition	\$725,846	6.4%	9.1%
Local Other	\$1,009,775	8.8%	5.9%
State Funds	\$4,110,830	23.7%	20.1%
Federal Funds	\$1,781,687	10.3%	4.8%
Total General Fund Revenue	\$17,319,855	100.0%	100.0%
Building Fund Revenue			
Total Local Revenue	\$2,923,513	100.0%	
Local Taxes	\$2,396,389	82.0%	
Local Other Sources	\$527,124	18.0%	
State	\$0	0.0%	
Federal	\$0	0.0%	
Total Building Fund Revenue	\$2,923,513	100.0%	
TOTAL REVENUE:		\$20,243,368	
General and Building Fund Expenditures			
Classroom Activity & Instructional Support	\$9,629,237	63.0%	61.2%
Guidance & Counseling	\$925,215	6.1%	5.1%
General Administration	\$381,923	2.5%	2.6%
General Support	\$1,709,277	11.2%	13.6%
Student Transportation	\$720,520	4.7%	2.9%
Operation of Plant	\$1,761,691	11.5%	14.3%
Other Services	\$154,879	1.0%	0.3%
Subtotal:	\$15,282,740	100.0%	100.0%
Additional Expenditures			
Capital Outlay	\$3,123,386		
Student Financial Aid	\$1,123,791		
Other Expenditures	\$990,398		
Subtotal:	\$5,237,575		
TOTAL EXPENDITURES:		\$20,520,315	

Definitions of all terms can be found in the overview at the beginning of this document.

Data provided by the following sources:

¹ Office of Accountability, State of Oklahoma

² Oklahoma Department of Career and Technology Education, Technology Center Services Division

³ Oklahoma Department of Career and Technology Education, Information Management Division

⁴ Oklahoma Department of Education

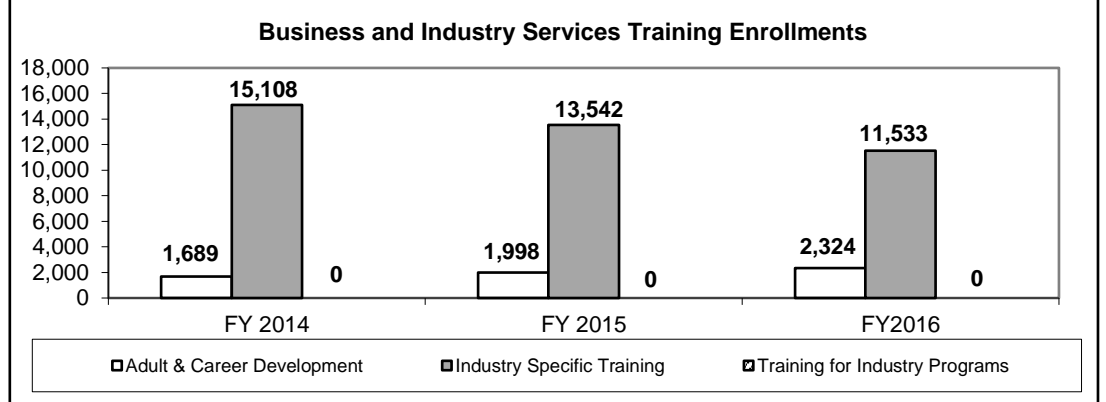
⁵ Technology Center

INDIAN CAPITAL TECHNOLOGY CENTER DISTRICT

BUSINESS AND INDUSTRY SERVICES TRAINING ³

Business and Industry Services Course Statistics

Program Type (FY 16)	Number of Classes	Hours of Training
Adult and Career Development	498	16,129
Industry Specific Training	933	4,239
Training for Industry Programs	0	0
Total All Programs	1,431	20,368
Total Adjunct Instructors:	186	
Total Businesses & Industries Served:	122	



FULL-TIME INSTRUCTION AND CAREER MAJORS (FY 16) ³

Instructors (FY 16) ²

Career Major Instructors	59
National Board Certified Instructors	4
Average Annual Salary for Instructors (base salary):	
10 month contract:	\$50,103
11 month contract:	\$30,000
12 month contract:	\$62,005

Career Major Outcomes - Completion/Retention FY 16³

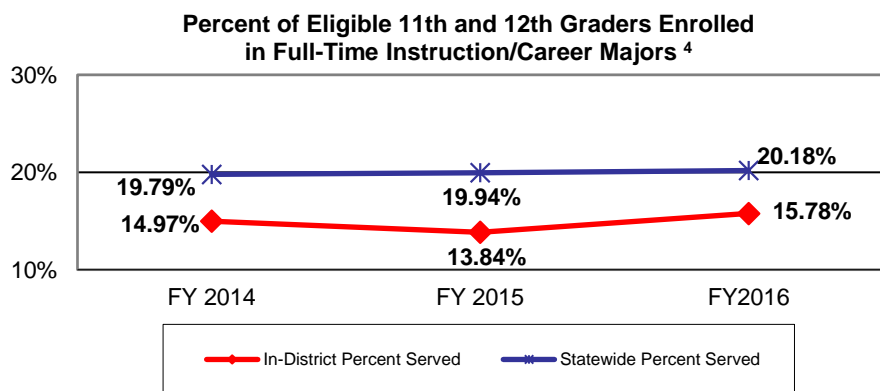
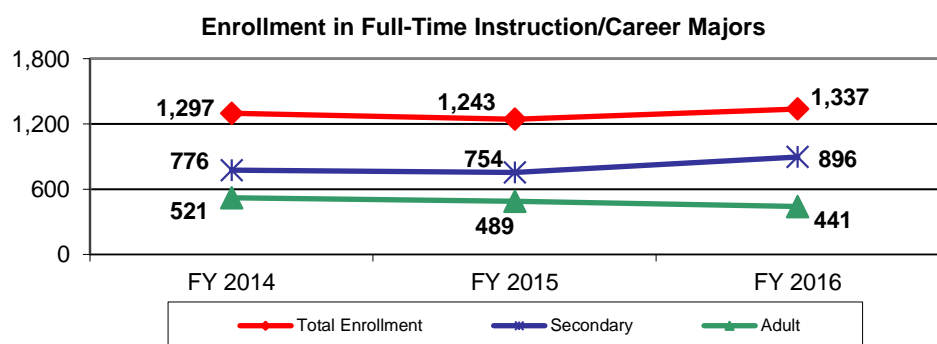
Technology Center			
Completion Status:	Secondary	Adult	All Students
Retained/Completers	82%	85%	83%
Transfers	13%	1%	9%
Leavers	5%	14%	8%

Statewide			
	Secondary	Adult	All Students
Retained/Completers	85%	87%	86%
Transfers	11%	2%	8%
Leavers	4%	11%	6%

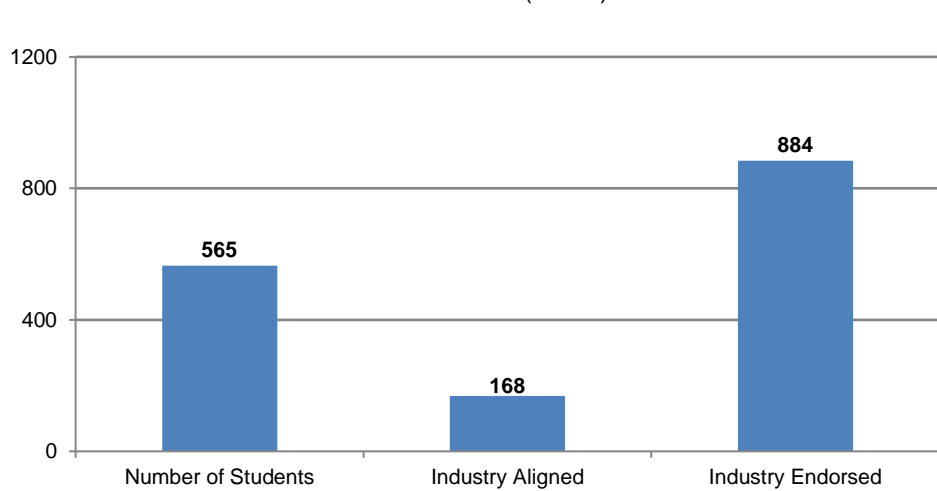
Career Major Outcomes - Placement FY 16³

Technology Center			
Placement Status:	Secondary	Adult	All Students
Total Positive Placement	92%	86%	89%
Military	2%	0%	1%
Employed Related	34%	65%	47%
Employed Not Related	7%	8%	8%
Continuing Education	48%	13%	34%
Unemployed Seeking	5%	10%	7%
Not in Labor Force	3%	4%	3%

Statewide			
Placement Status:	Secondary	Adult	All Students
Total Positive Placement	96%	90%	94%
Military	3%	1%	2%
Employed Related	23%	66%	40%
Employed Not Related	6%	10%	8%
Continuing Education	63%	14%	44%
Unemployed Seeking	3%	5%	4%
Not in Labor Force	2%	4%	3%



Certifications (FY 16) ³



PROJECTS AND UNIQUE ATTRIBUTES ⁵

Indian Capital Technology Center has been recognized by OkACTE as a Gold Star School for five consecutive years and is ranked as the eighth largest Oklahoma technology center in total enrollments and the fifth largest technology center in Business and Industry Services enrollments. ICTC serves more than 18,876 enrollees, 50 public school districts and four private schools in all or part of seven counties with campus locations in Muskogee, Sallisaw, Stilwell and Tahlequah. Secondary students living in the district attend ICTC tuition-free.

ICTC offers 33 full-time day career majors in 12 career clusters focusing on meeting the needs of business and industry partners and preparing people for success in the workplace. In addition, ICTC offers a diverse selection of short-term and online courses ranging from special interest to industry certification as well as customized business and industry training programs that help businesses succeed.

Definitions of all terms can be found in the overview at the beginning of this document.

Data provided by the following sources: ¹ Office of Accountability, State of Oklahoma

² Oklahoma Department of Career and Technology Education, Technology Center Services Division

³ Oklahoma Department of Career and Technology Education, Information Management Division

⁴ Oklahoma Department of Education

⁵ Technology Center