

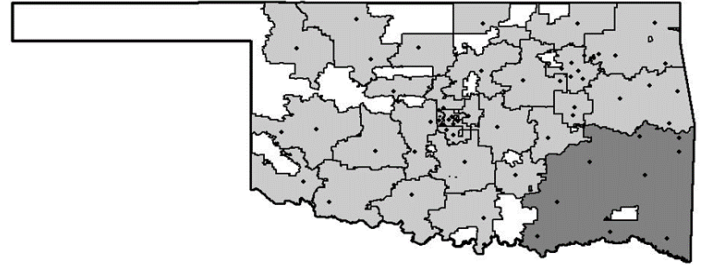
# KIAMICHI TECHNOLOGY CENTER DISTRICT

Oklahoma's CareerTech Districts:

**1004 Highway 2 North  
P.O. Box 548  
Wilburton, Oklahoma 74578-0548  
(918) 465-2323**

**Ms. Shelley Free, Superintendent**

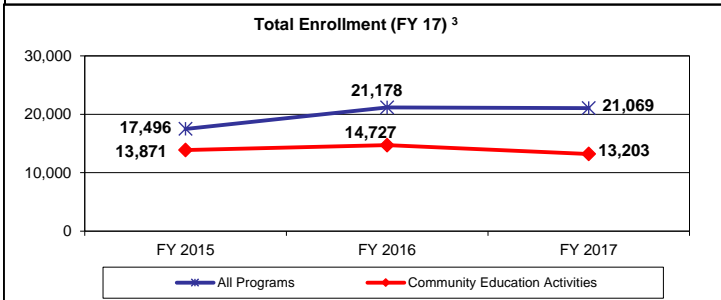
www.ktc.edu



## DISTRICT OVERVIEW

Demographic Data <sup>3</sup> (FY 17)		
	Technology Center District Enrollment	Technology Centers Statewide Average
Caucasian	67.1%	64.9%
African American	2.9%	9.6%
Asian	0.6%	1.5%
Hispanic	6.7%	10.0%
American Indian	21.4%	11.4%
Two or More Races	1.4%	2.7%
Highest Educational Level for Adults Age 25+		
College Degree	28.3%	26.8%
H.S. Diploma w/o College Degree	66.5%	68.3%
Less than 12th Grade Education	5.2%	4.9%
Economically Disadvantaged Full-Time Secondary Students	58.0%	61.2%

Cost Per Student <sup>2</sup> (FY 17)	Technology Center District	Statewide
Average Cost Per FTE Enrollment in State Programs	\$8,613	\$9,838
Average Cost Per Enrollment in Bus. & Industry Programs	\$126	\$120



**District Population & Partner Schools <sup>1 & 3</sup>**

District population is 249,921 based on census data. School districts served are Achille, Albion, \*Allen, Antlers, Arkoma, Atoka, Battiest, Bennington, Bokoshe, Boswell, Broken Bow, Buffalo Valley, Caddo, Calera, Calvin, Cameron, Canadian, Caney, Clayton, Coalgate, Colbert, \*Coleman, Cottonwood, Crowder, Denison, Durant, Eagletown, Eufaula, Fanshawe, Forest Grove, Fort Towson, Frink-Chambers, Glover, Haileyville, Harmony, Hartshorne, Haworth, Haywood, Heavener, Hodgen, Holly Creek, Howe, Hugo, Idabel, Indianola, Keota, Kinta, Kiowa, Krebs, Lane, LeFlore, Lukfata, McAlester, McCurtain, Monroe, Moyers, Nashoba, Panama, Panola, Pittsburg, Pocola, Poteau, Quinton, \*Rattan, Red Oak, Rock Creek, Savanna, Shady Point, Silo, Smithville, Soper, Spiro, Stidham, Stigler, \*Stonewall, Stringtown, Stuart, Swink, Talihina, Tannehill, Tushka, Tuskahoma, Valliant, Wapanucka, Whitefield, Whitesboro, Wilburton, Wister and Wright City.

\*Only portions of these school districts are members of the technology center district.

Financial Data <sup>2</sup> (FY 17)			
	Technology Center District	Technology Center %	Statewide %
<b>REVENUE</b>			
<b>General Fund Revenue</b>			
<b>Revenue</b>			
Local Funds	\$20,508,960	71.2%	76.3%
Local Ad Valorem	\$16,848,953	82.2%	85.7%
Adult Tuition	\$1,878,426	9.2%	9.1%
Local Other	\$1,781,580	8.7%	5.2%
State Funds	\$6,929,234	24.1%	18.9%
Federal Funds	\$1,370,168	4.8%	4.8%
<b>Total General Fund Revenue</b>	<b>\$28,808,362</b>	<b>100.0%</b>	<b>100.0%</b>

Building Fund Revenue			
Total Local Revenue	\$3,919,267	96.2%	
Local Taxes	\$3,371,996	86.0%	
Local Other Sources	\$547,271	14.0%	
State	\$0	0.0%	
Federal	\$155,908	3.8%	
<b>Total Building Fund Revenue</b>	<b>\$4,075,175</b>	<b>100.0%</b>	

**TOTAL REVENUE: \$32,883,537**

General and Building Fund Expenditures			
Classroom Activity & Instructional Support	\$19,751,275	72.6%	60.0%
Guidance & Counseling	\$840,699	3.1%	4.9%
General Administration	\$491,927	1.8%	2.7%
General Support	\$2,020,767	7.4%	13.6%
Student Transportation	\$682,881	2.5%	2.7%
Operation of Plant	\$3,421,447	12.6%	15.7%
Other Services	\$734	0.0%	0.3%
<b>Subtotal:</b>	<b>\$27,209,731</b>	<b>100.0%</b>	<b>100.0%</b>

Additional Expenditures			
Capital Outlay	\$3,439,577		
Student Financial Aid	\$145,337		
Other Expenditures	\$714,061		
<b>Subtotal:</b>	<b>\$4,298,975</b>		
<b>TOTAL EXPENDITURES:</b>			<b>\$31,508,706</b>

Definitions of all terms can be found in the glossary at the beginning of this document.

Data provided by the following sources:

<sup>1</sup> Office of Accountability, State of Oklahoma

<sup>2</sup> Oklahoma Department of Career and Technology Education, Technology Center Services Division

<sup>3</sup> Oklahoma Department of Career and Technology Education, Information Management Division

<sup>4</sup> Oklahoma Department of Education

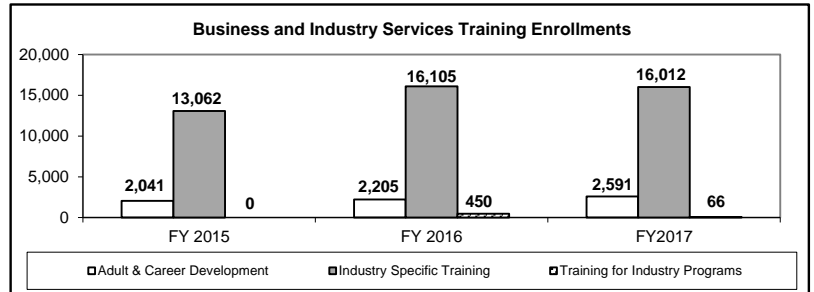
<sup>5</sup> Technology Center

# KIAMICHI TECHNOLOGY CENTER DISTRICT

## BUSINESS AND INDUSTRY SERVICES TRAINING<sup>3</sup>

### Business and Industry Services Course Statistics

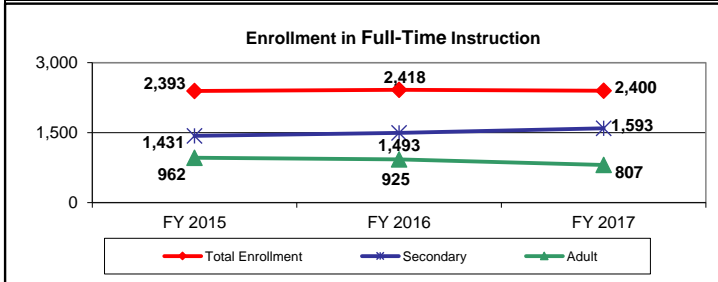
Program Type (FY 17)	Number of Classes	Hours of Training
Adult and Career Development	435	11,819
Industry Specific Training	1,417	7,712
Training for Industry Programs	37	12,730
<b>Total</b>	<b>1,889</b>	<b>32,261</b>
Total Adjunct Instructors:	369	
Total Businesses & Industries Served:	460	



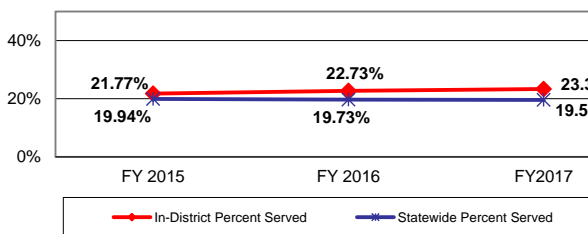
## FULL-TIME INSTRUCTION (FY 17)<sup>3</sup>

### Instructors (FY 17)<sup>2</sup>

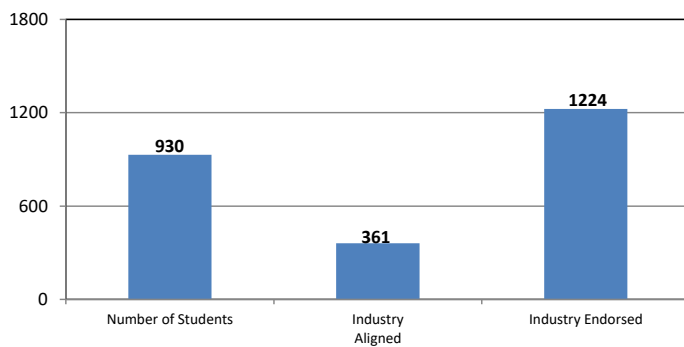
State Program Instructors	85
National Board Certified Instructors	4
Average Annual Salary for Instructors (base salary):	
10 month contract:	\$54,042
11 month contract:	\$54,985
12 month contract:	\$61,493



### Percent of Eligible 11th and 12th Graders Enrolled in Full-Time Instruction<sup>4</sup>



### Certifications (FY 17)<sup>3</sup>



### State Program Outcomes - Completion/Retention FY 17<sup>3</sup>

Technology Center			
Completion Status:	Secondary	Adult	All Students
Retained/Completers	80%	83%	81%
Transfers	18%	3%	13%
Leavers	2%	15%	6%

Statewide			
	Secondary	Adult	All Students
Retained/Completers	85%	88%	86%
Transfers	12%	2%	9%
Leavers	2%	10%	5%

### State Program Outcomes - Placement FY 17<sup>3</sup>

Technology Center			
Placement Status:	Secondary	Adult	All Students
<b>Total Positive Placement</b>	94%	86%	91%
Military	2%	0%	1%
Employed Related	25%	61%	39%
Employed Not Related	6%	9%	7%
Continuing Education	61%	16%	43%
Unemployed Seeking	4%	8%	5%
Not in Labor Force	2%	6%	4%

Statewide			
Placement Status:	Secondary	Adult	All Students
<b>Total Positive Placement</b>	96%	92%	95%
Military	3%	1%	2%
Employed Related	24%	70%	42%
Employed Not Related	6%	9%	7%
Continuing Education	63%	12%	44%
Unemployed Seeking	3%	5%	4%
Not in Labor Force	2%	4%	2%

## PROJECTS AND UNIQUE ATTRIBUTES<sup>5</sup>

Kiamichi Technology Centers is a Gold Star School that has been providing quality career and technology training and services to high school students, adults, and business and industry partners since 1969. KTC has an outstanding, dedicated staff at each of the 11 sites located throughout the 11,200 square mile district in southeast Oklahoma.

Students, staff, board members and administrators are committed to community service, civic engagement and social responsibility. KTC encourages the integration of these values in our students' learning experiences and in the daily lives of our KTC staff. KTC has earned the reputation of being a school of choice and a partner in economic development. With a focus of educational and instructional excellence, KTC is fulfilling its mission of "Preparing People for Success."

Definitions of all terms can be found in the glossary at the beginning of this document.

Data provided by the following sources:

<sup>1</sup> Office of Accountability, State of Oklahoma

<sup>2</sup> Oklahoma Department of Career and Technology Education, Technology Center Services Division

<sup>3</sup> Oklahoma Department of Career and Technology Education, Information Management Division

<sup>4</sup> Oklahoma Department of Education

<sup>5</sup> Technology Center