

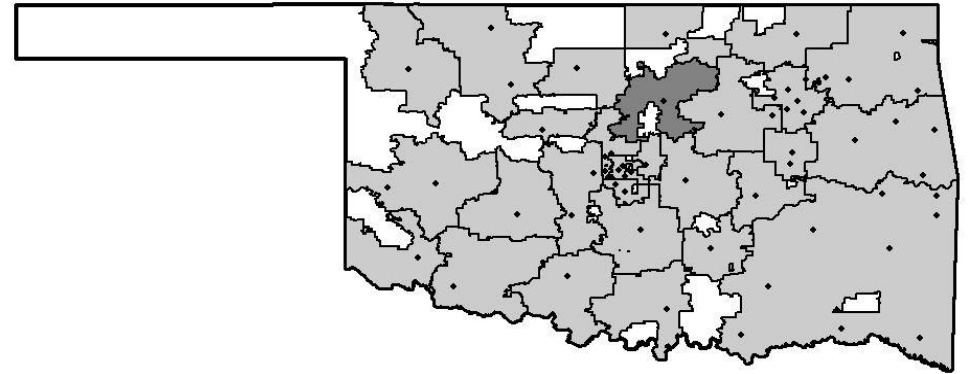
MERIDIAN TECHNOLOGY CENTER DISTRICT

**1312 South Sangre Road
Stillwater, Oklahoma 74074-1899
(405) 377-3333**

Dr. Doug Major, Superintendent

www.meridiantech.edu

Oklahoma's CareerTech Districts:



DISTRICT OVERVIEW

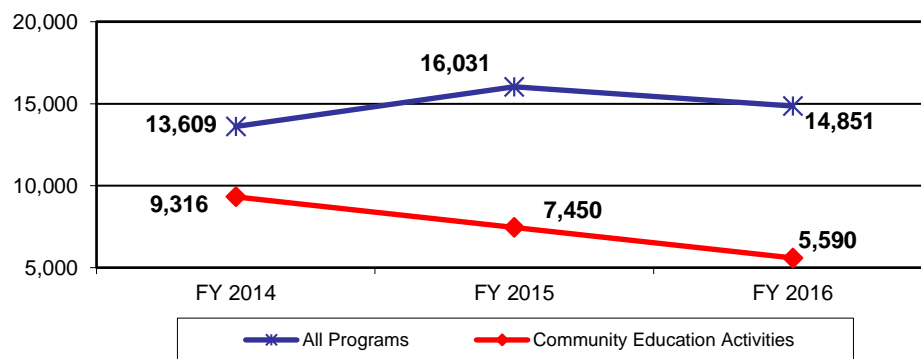
Demographic Data ³ (FY 16)

	Technology Center District Enrollment	Technology Centers Statewide Average
Caucasian	83.9%	68.5%
African American	4.3%	7.7%
Asian	0.8%	1.2%
Hispanic	4.4%	10.0%
American Indian	6.6%	10.5%
Two or More Races	0.0%	2.1%
Highest Educational Level for Adults Age 25+		
College Degree	50.3%	35.7%
H.S. Diploma w/o College Degree	44.7%	56.7%
Less than 12th Grade Education	5.0%	7.7%
Economically Disadvantaged Full-Time Secondary Students	41.0%	27.9%

Cost Per Student ² (FY 16)

	Technology Center District	Statewide
Average Cost Per FTE Enrollment in Career Majors	\$9,304	\$9,637
Average Cost Per Enrollment in Bus. & Industry Programs	\$113	\$118

Total Enrollment (FY 16) ³



District Population & Partner Schools ^{1 & 3}

District population is 102,478 based on 2010 census data. School districts served are Agra, Carney, Glencoe, Guthrie, Morrison, *Mulhall-Orlando, Pawnee, Perkins-Tryon, Perry and Stillwater.

*Only a portion of this school district is a member of the technology center district.

Financial Data ² (FY 16)

	Technology Center District	Technology Center %	Statewide %
REVENUE			
General Fund Revenue			
Revenue			
Local Funds	\$9,305,215	73.6%	75.1%
Local Ad Valorem	\$7,438,199	79.9%	85.0%
Adult Tuition	\$853,592	9.2%	9.1%
Local Other	\$1,013,425	10.9%	5.9%
State Funds	\$3,055,801	24.2%	20.1%
Federal Funds	\$285,547	2.3%	4.8%
Total General Fund Revenue	\$12,646,563	100.0%	100.0%
Building Fund Revenue			
Total Local Revenue	\$3,720,562	100.0%	
Local Taxes	\$3,720,562	100.0%	
Local Other Sources	\$0	0.0%	
State	\$1,512	0.0%	
Federal	\$0	0.0%	
Total Building Fund Revenue	\$3,722,074	100.0%	
TOTAL REVENUE:		\$16,368,637	
General and Building Fund Expenditures			
Classroom Activity & Instructional Support	\$7,674,908	60.6%	61.2%
Guidance & Counseling	\$657,378	5.2%	5.1%
General Administration	\$303,454	2.4%	2.6%
General Support	\$1,887,664	14.9%	13.6%
Student Transportation	\$395,820	3.1%	2.9%
Operation of Plant	\$1,754,315	13.8%	14.3%
Other Services	\$0	0.0%	0.3%
Subtotal:	\$12,673,539	100.0%	100.0%
Additional Expenditures			
Capital Outlay	\$2,288,067		
Student Financial Aid	\$0		
Other Expenditures	\$1,049,428		
Subtotal:	\$3,337,495		
TOTAL EXPENDITURES:		\$16,011,034	

Definitions of all terms can be found in the overview at the beginning of this document.

Data provided by the following sources:

¹ Office of Accountability, State of Oklahoma

² Oklahoma Department of Career and Technology Education, Technology Center Services Division

³ Oklahoma Department of Career and Technology Education, Information Management Division

⁴ Oklahoma Department of Education

⁵ Technology Center

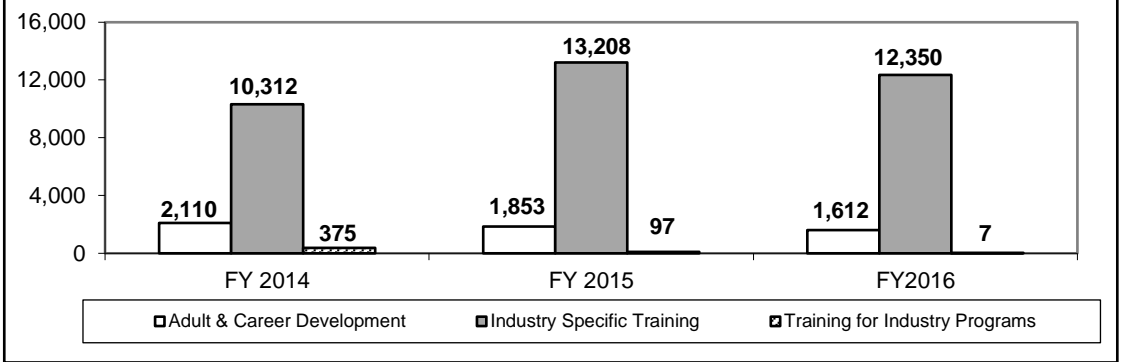
MERIDIAN TECHNOLOGY CENTER DISTRICT

BUSINESS AND INDUSTRY SERVICES TRAINING³

Business and Industry Services Course Statistics

Program Type (FY 16)	Number of Classes	Hours of Training
Adult and Career Development	412	8,841
Industry Specific Training	880	4,094
Training for Industry Programs	2	72
Total All Programs	1,294	13,007
Total Adjunct Instructors:	157	
Total Businesses & Industries Served:	338	

Business and Industry Services Training Enrollments

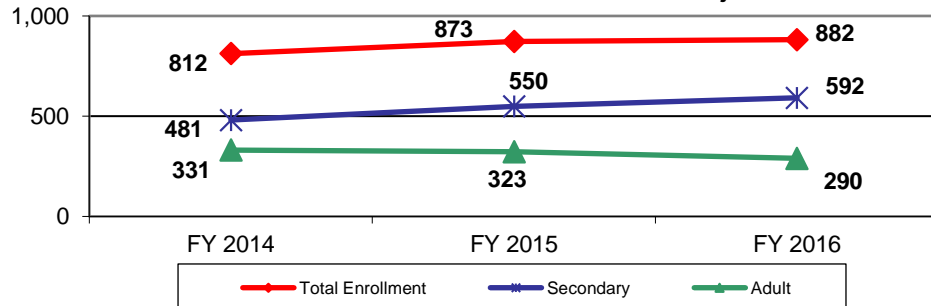


FULL-TIME INSTRUCTION AND CAREER MAJORS (FY 16)³

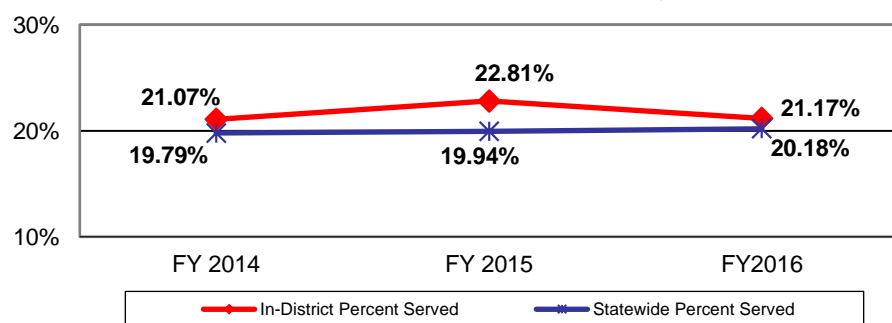
Instructors (FY 16)²

Career Major Instructors	39
National Board Certified Instructors	4
Average Annual Salary for Instructors (base salary):	
10 month contract:	\$55,831
11 month contract:	\$0
12 month contract:	\$63,184

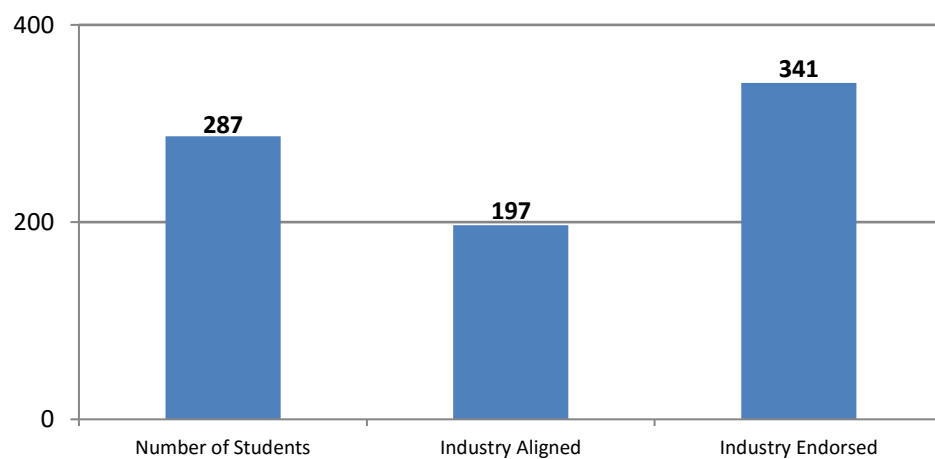
Enrollment in Full-Time Instruction/Career Majors



Percent of Eligible 11th and 12th Graders Enrolled in Full-Time Instruction/Career Majors⁴



Certifications (FY 16)³



Career Major Outcomes - Completion/Retention FY 16³

Technology Center

Completion Status:	Secondary	Adult	All Students
Retained/Completers	89%	92%	90%
Transfers	8%	1%	5%
Leavers	3%	7%	4%

Statewide

	Secondary	Adult	All Students
Retained/Completers	85%	87%	86%
Transfers	11%	2%	8%
Leavers	4%	11%	6%

Career Major Outcomes - Placement FY 16³

Technology Center

Placement Status:	Secondary	Adult	All Students
Total Positive Placement	92%	86%	89%
Military	2%	0%	2%
Employed Related	22%	52%	33%
Employed Not Related	14%	20%	16%
Continuing Education	54%	14%	39%
Unemployed Seeking	5%	6%	6%
Not in Labor Force	3%	8%	5%

Statewide

Placement Status:	Secondary	Adult	All Students
Total Positive Placement	96%	90%	94%
Military	3%	1%	2%
Employed Related	23%	66%	40%
Employed Not Related	6%	10%	8%
Continuing Education	63%	14%	44%
Unemployed Seeking	3%	5%	4%
Not in Labor Force	2%	4%	3%

PROJECTS AND UNIQUE ATTRIBUTES⁵

Full-Time Career Training Majors

Students pursue more than 20 programs ranging from health careers to automotive technology to the STEM Academy. Courses are hands-on and shaped by Business and Education Councils that provide guidance on changing industry needs.

Business and Industry Services

Customized training in the areas of computers, health care, industry, leadership and staff development, and safety provides a skilled workforce for companies. We assist organizations with employee retention, cost control and reduction, increased productivity, increased organizational effectiveness and improved employee morale.

Center for Business Development

We provide business consulting and coaching to early stage companies. The business incubator provides emerging companies with support services, physical space and resources tailored to young businesses.

Short-Term Adult Education

Short Courses are offered during both the day and evening and often meet one or two times during the week. We can help those who want to transition to a new career, strengthen their current position or take a personal interest course. Meridian offers hundreds of courses ranging from floral design to first aid to iPhone fundamentals.

Definitions of all terms can be found in the overview at the beginning of this document.

Data provided by the following sources: ¹ Office of Accountability, State of Oklahoma

² Oklahoma Department of Career and Technology Education, Technology Center Services Division

³ Oklahoma Department of Career and Technology Education, Information Management Division

⁴ Oklahoma Department of Education

⁵ Technology Center