

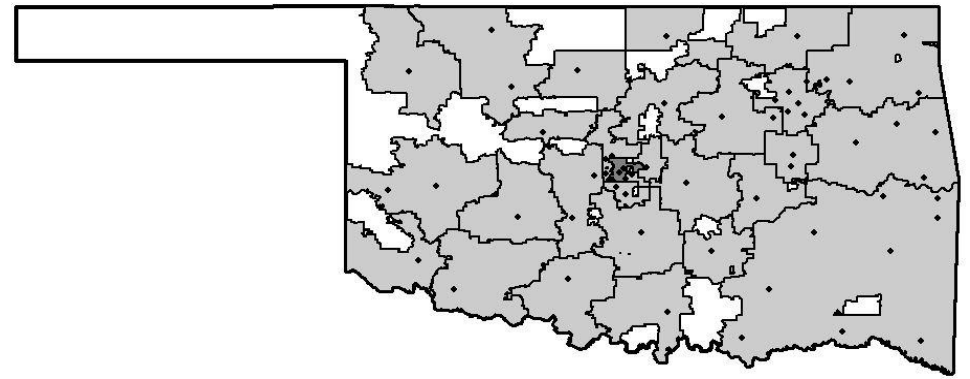
# METRO TECHNOLOGY CENTER DISTRICT

Oklahoma's CareerTech Districts:

**1900 Springlake Drive  
Oklahoma City, Oklahoma 73111-5238  
(405) 424-8324**

**Mr. Robert Parrish, Superintendent**

www.metrotech.edu



## DISTRICT OVERVIEW

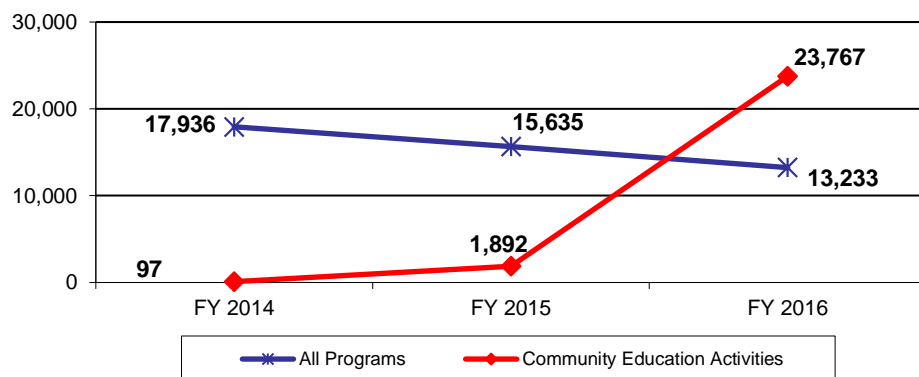
### Demographic Data <sup>3</sup> (FY 16)

	Technology Center District Enrollment	Technology Centers Statewide Average
Caucasian	43.8%	68.5%
African American	31.0%	7.7%
Asian	0.6%	1.2%
Hispanic	18.4%	10.0%
American Indian	3.3%	10.5%
Two or More Races	2.9%	2.1%
Highest Educational Level for Adults Age 25+		
College Degree	27.9%	35.7%
H.S. Diploma w/o College Degree	66.5%	56.7%
Less than 12th Grade Education	5.6%	7.7%
Economically Disadvantaged Full-Time Secondary Students	34.7%	27.9%

### Cost Per Student <sup>2</sup> (FY 16)

	Technology Center District	Statewide
Average Cost Per FTE Enrollment in Career Majors	\$13,332	\$9,637
Average Cost Per Enrollment in Bus. & Industry Programs	\$106	\$118

### Total Enrollment (FY 16) <sup>3</sup>



### District Population & Partner Schools <sup>1 & 3</sup>

District population is 288,920 based on 2010 census data. School districts served are Crooked Oak and Oklahoma City.

### Financial Data <sup>2</sup> (FY 16)

	Technology Center District	Technology Center %	Statewide %
<b>REVENUE</b>			
<b>General Fund Revenue</b>			
<b>Revenue</b>			
Local Funds	\$21,414,498	81.0%	75.1%
Local Ad Valorem	\$17,901,252	83.6%	85.0%
Adult Tuition	\$2,395,062	11.2%	9.1%
Local Other	\$1,118,183	5.2%	5.9%
State Funds	\$4,282,752	16.2%	20.1%
Federal Funds	\$742,131	2.8%	4.8%
<b>Total General Fund Revenue</b>	<b>\$26,439,381</b>	<b>100.0%</b>	<b>100.0%</b>
<b>Building Fund Revenue</b>			
Total Local Revenue	\$9,471,737	100.0%	
Local Taxes	\$9,471,737	100.0%	
Local Other Sources	\$0	0.0%	
State	\$0	0.0%	
Federal	\$0	0.0%	
<b>Total Building Fund Revenue</b>	<b>\$9,471,737</b>	<b>100.0%</b>	
<b>TOTAL REVENUE:</b>		<b>\$35,911,118</b>	
<b>General and Building Fund Expenditures</b>			
Classroom Activity & Instructional Support	\$15,894,751	55.5%	61.2%
Guidance & Counseling	\$1,401,910	4.9%	5.1%
General Administration	\$683,054	2.4%	2.6%
General Support	\$4,584,223	16.0%	13.6%
Student Transportation	\$981,209	3.4%	2.9%
Operation of Plant	\$5,036,346	17.6%	14.3%
Other Services	\$80,557	0.3%	0.3%
<b>Subtotal:</b>	<b>\$28,662,051</b>	<b>100.0%</b>	<b>100.0%</b>
<b>Additional Expenditures</b>			
Capital Outlay	\$5,035,966		
Student Financial Aid	\$0		
Other Expenditures	\$2,004,580		
<b>Subtotal:</b>	<b>\$7,040,546</b>		
<b>TOTAL EXPENDITURES:</b>		<b>\$35,702,597</b>	

Definitions of all terms can be found in the overview at the beginning of this document.

Data provided by the following sources:

<sup>1</sup> Office of Accountability, State of Oklahoma

<sup>2</sup> Oklahoma Department of Career and Technology Education, Technology Center Services Division

<sup>3</sup> Oklahoma Department of Career and Technology Education, Information Management Division

<sup>4</sup> Oklahoma Department of Education

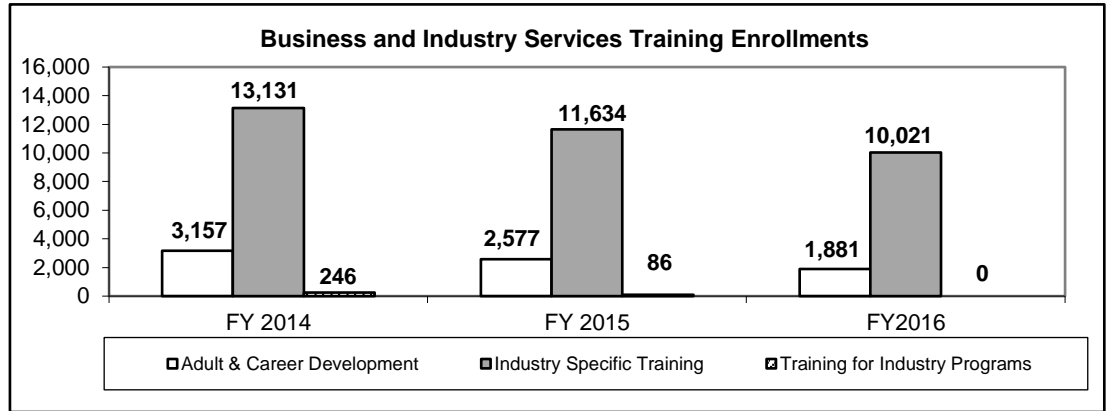
<sup>5</sup> Technology Center

# METRO TECHNOLOGY CENTER DISTRICT

## BUSINESS AND INDUSTRY SERVICES TRAINING <sup>3</sup>

### Business and Industry Services Course Statistics

Program Type (FY 16)	Number of Classes	Hours of Training
Adult and Career Development	335	7,720
Industry Specific Training	1,051	6,058
Training for Industry Programs	0	0
<b>Total All Programs</b>	<b>1,386</b>	<b>13,777</b>
Total Adjunct Instructors:	330	
Total Businesses & Industries Served:	87	

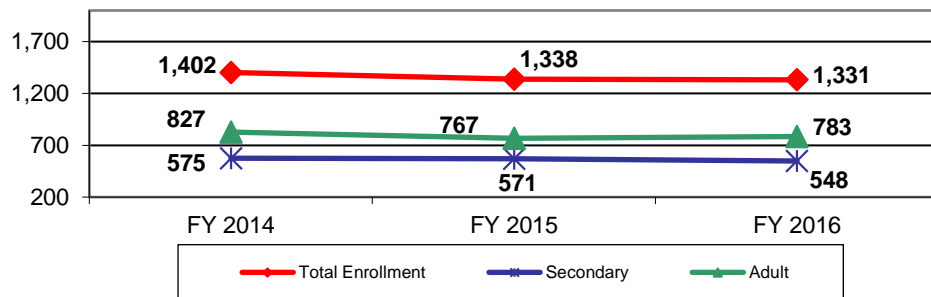


## FULL-TIME INSTRUCTION AND CAREER MAJORS (FY 16) <sup>3</sup>

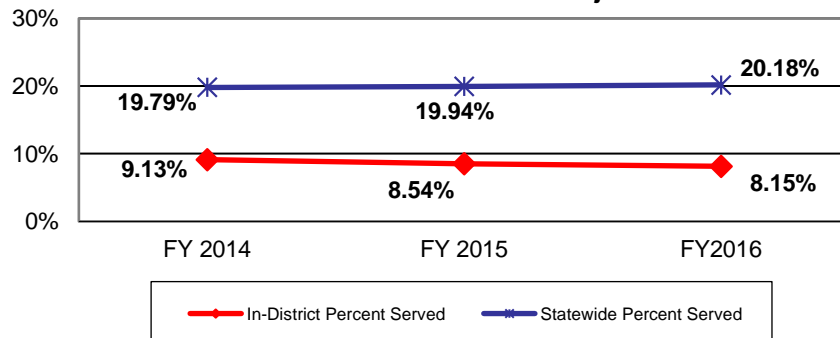
### Instructors (FY 16) <sup>2</sup>

Career Major Instructors	60
National Board Certified Instructors	4
Average Annual Salary for Instructors (base salary):	
10 month contract:	\$51,550
11 month contract:	\$54,341
12 month contract:	\$55,357

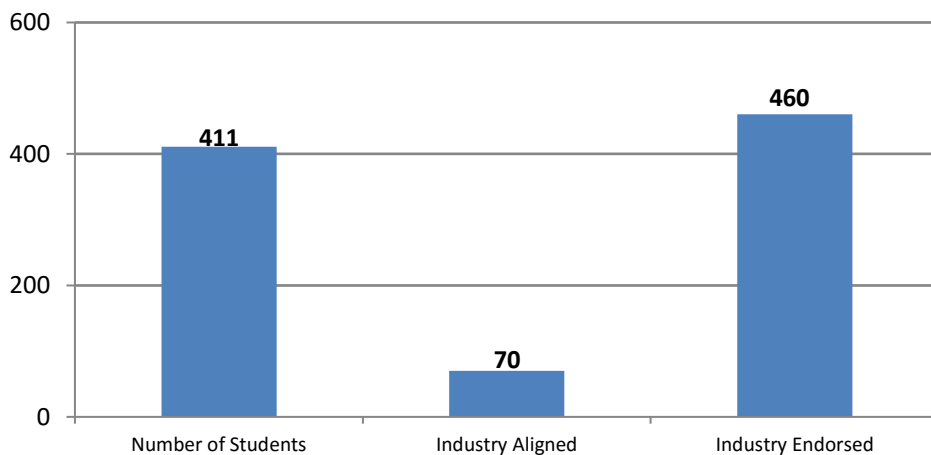
### Enrollment in Full-Time Instruction/Career Majors



### Percent of Eligible 11th and 12th Graders Enrolled in Full-Time Instruction/Career Majors <sup>4</sup>



### Certifications (FY 16) <sup>3</sup>



### Career Major Outcomes - Completion/Retention FY 16<sup>3</sup>

Technology Center			
Completion Status:	Secondary	Adult	All Students
Retained/Completers	80%	88%	85%
Transfers	15%	1%	7%
Leavers	4%	11%	8%

Statewide			
	Secondary	Adult	All Students
Retained/Completers	85%	87%	86%
Transfers	11%	2%	8%
Leavers	4%	11%	6%

### Career Major Outcomes - Placement FY 16<sup>3</sup>

Technology Center			
Placement Status:	Secondary	Adult	All Students
<b>Total Positive Placement</b>	97%	95%	96%
Military	2%	2%	2%
Employed Related	33%	73%	57%
Employed Not Related	5%	7%	6%
Continuing Education	57%	12%	31%
Unemployed Seeking	1%	3%	2%
Not in Labor Force	2%	2%	2%

Statewide			
Placement Status:	Secondary	Adult	All Students
<b>Total Positive Placement</b>	96%	90%	94%
Military	3%	1%	2%
Employed Related	23%	66%	40%
Employed Not Related	6%	10%	8%
Continuing Education	63%	14%	44%
Unemployed Seeking	3%	5%	4%
Not in Labor Force	2%	4%	3%

## PROJECTS AND UNIQUE ATTRIBUTES <sup>5</sup>

Metro Tech offers innovative programs to meet the needs of our community. Examples include:

- Oklahoma Certified Healthy Business Excellence Award for 5 consecutive years.
- Partnership with Tinker Air Force Base' for hiring more than 2,200 aviation maintenance students.
- Partnership with OKC Police Department and Elite Security for hiring students with CLEET certifications.
- Partnership with the City of Oklahoma City provided training for more than 8,000 employees.
- The Metro Tech Downtown Business Campus has the only authorized Apple and Adobe training center in the state.
- Metro Career Academy, offers career training and high school diplomas for at-risk students.
- Project SEARCH is a partnership with the Renaissance Hotel for training young adults with disabilities to achieve and maintain employment.

Metro Tech received the Oklahoma Quality Foundation Award of Excellence twice and the Oklahoma Association of Technology Centers Gold Star Award for 16 consecutive years and is ISO 9001:2015 certified

Definitions of all terms can be found in the overview at the beginning of this document.

Data provided by the following sources: <sup>1</sup> Office of Accountability, State of Oklahoma

<sup>4</sup> Oklahoma Department of Education

<sup>2</sup> Oklahoma Department of Career and Technology Education, Technology Center Services Division

<sup>5</sup> Technology Center

<sup>3</sup> Oklahoma Department of Career and Technology Education, Information Management Division