

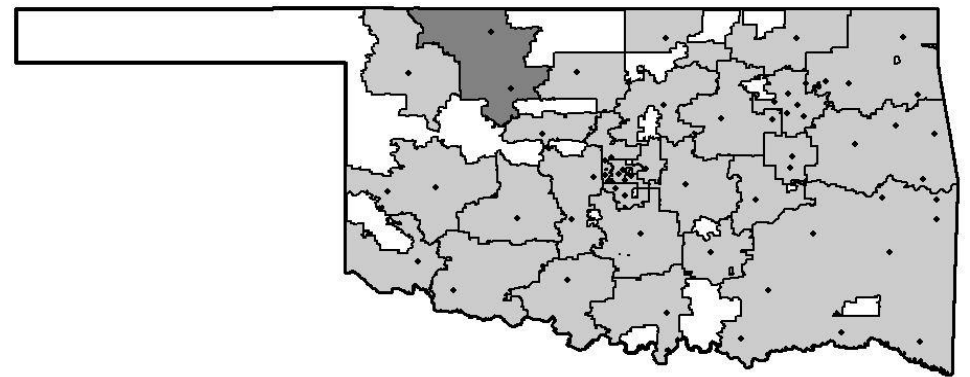
NORTHWEST TECHNOLOGY CENTER DISTRICT

**1801 South 11th Street
Alva, Oklahoma 73717-9600
(580) 627-0344**

Dr. Gerald Harris, Superintendent

www.nwtech.edu

Oklahoma's CareerTech Districts:



DISTRICT OVERVIEW

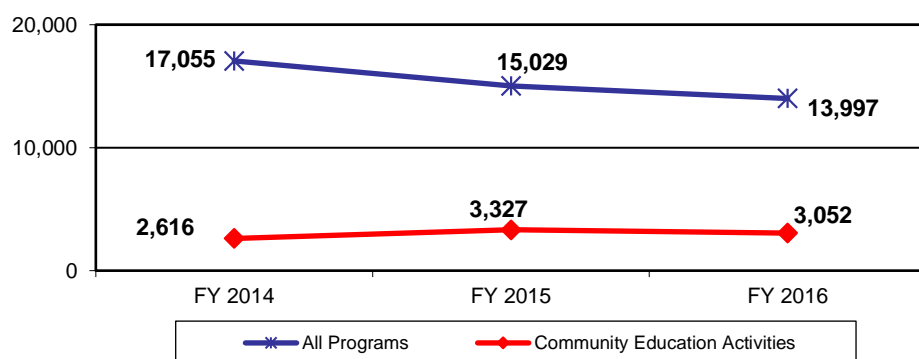
Demographic Data ³ (FY 16)

	Technology Center District Enrollment	Technology Centers Statewide Average
Caucasian	77.7%	68.5%
African American	1.9%	7.7%
Asian	0.5%	1.2%
Hispanic	16.3%	10.0%
American Indian	2.7%	10.5%
Two or More Races	1.0%	2.1%
Highest Educational Level for Adults Age 25+		
College Degree	28.3%	35.7%
H.S. Diploma w/o College Degree	60.1%	56.7%
Less than 12th Grade Education	11.6%	7.7%
Economically Disadvantaged Full-Time Secondary Students	21.1%	27.9%

Cost Per Student ² (FY 16)

	Technology Center District	Statewide
Average Cost Per FTE Enrollment in Career Majors	\$15,540	\$9,637
Average Cost Per Enrollment in Bus. & Industry Programs	\$60	\$118

Total Enrollment (FY 16) ³



District Population & Partner Schools ^{1 & 3}

District population is 19,797 based on 2010 census data. School districts served are Aline-Cleo, Alva, Canton, Cherokee, Fairview, Freedom, *Hennessey, *Mooreland, *Okeene, Ringwood, *Seiling, * Thomas-Fay/Custer, *Timberlake and Waynoka.

*Only portions of these school districts are members of the technology center district.

Financial Data ² (FY 16)

	Technology Center District	Technology Center %	Statewide %
REVENUE			
General Fund Revenue			
Revenue			
Local Funds	\$4,712,595	69.7%	75.1%
Local Ad Valorem	\$4,122,539	87.5%	85.0%
Adult Tuition	\$372,002	7.9%	9.1%
Local Other	\$218,054	4.6%	5.9%
State Funds	\$1,763,694	26.1%	20.1%
Federal Funds	\$281,569	4.2%	4.8%
Total General Fund Revenue	\$6,757,858	100.0%	100.0%
Building Fund Revenue			
Total Local Revenue	\$1,253,087	97.6%	
Local Taxes	\$1,237,206	98.7%	
Local Other Sources	\$15,881	1.3%	
State	\$30,466	2.4%	
Federal	\$7	0.0%	
Total Building Fund Revenue	\$1,283,560	100.0%	
TOTAL REVENUE:			\$8,041,418
General and Building Fund Expenditures			
Classroom Activity & Instructional Support	\$3,662,796	65.5%	61.2%
Guidance & Counseling	\$200,407	3.6%	5.1%
General Administration	\$284,849	5.1%	2.6%
General Support	\$729,897	13.1%	13.6%
Student Transportation	\$123,900	2.2%	2.9%
Operation of Plant	\$586,579	10.5%	14.3%
Other Services	\$51	0.0%	0.3%
Subtotal:	\$5,588,479	100.0%	100.0%
Additional Expenditures			
Capital Outlay	\$1,178,524		
Student Financial Aid	\$64,069		
Other Expenditures	\$125,755		
Subtotal:	\$1,368,348		
TOTAL EXPENDITURES:			\$6,956,827

Definitions of all terms can be found in the overview at the beginning of this document.

Data provided by the following sources:

¹ Office of Accountability, State of Oklahoma

² Oklahoma Department of Career and Technology Education, Technology Center Services Division

³ Oklahoma Department of Career and Technology Education, Information Management Division

⁴ Oklahoma Department of Education

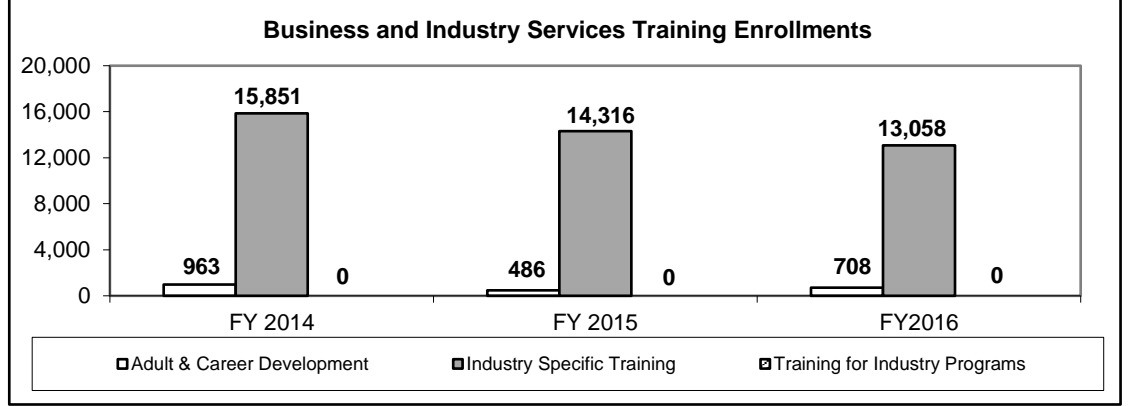
⁵ Technology Center

NORTHWEST TECHNOLOGY CENTER DISTRICT

BUSINESS AND INDUSTRY SERVICES TRAINING ³

Business and Industry Services Course Statistics

Program Type (FY 16)	Number of Classes	Hours of Training
Adult and Career Development	108	1,498
Industry Specific Training	950	6,647
Training for Industry Programs	0	0
Total All Programs	1,058	8,145
Total Adjunct Instructors:	244	
Total Businesses & Industries Served:	242	

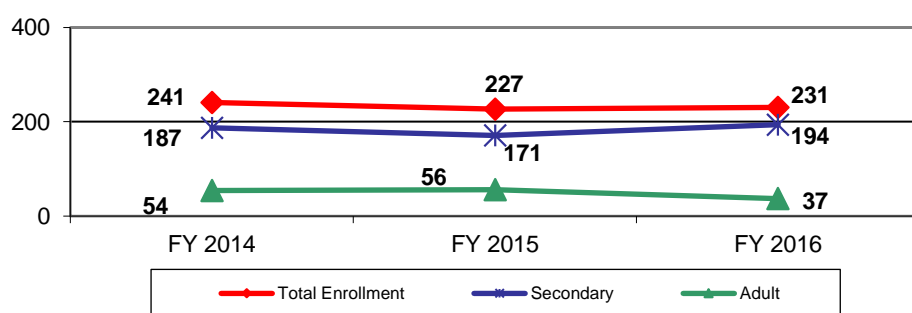


FULL-TIME INSTRUCTION AND CAREER MAJORS (FY 16) ³

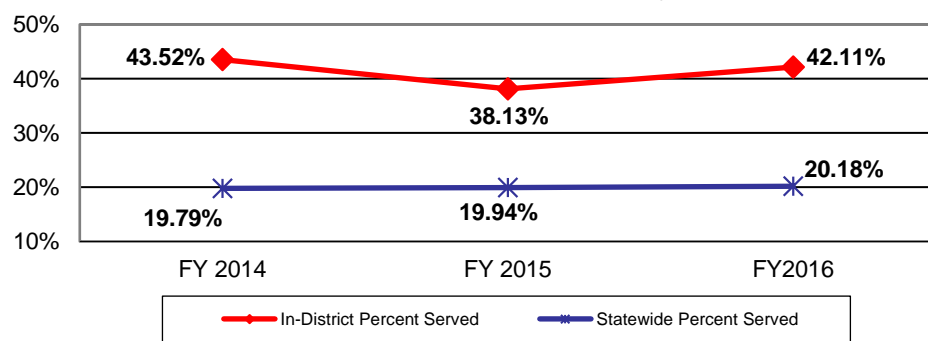
Instructors (FY 16) ²

Career Major Instructors	17
National Board Certified Instructors	3
Average Annual Salary for Instructors (base salary):	
10 month contract:	\$58,260
11 month contract:	\$0
12 month contract:	\$77,564

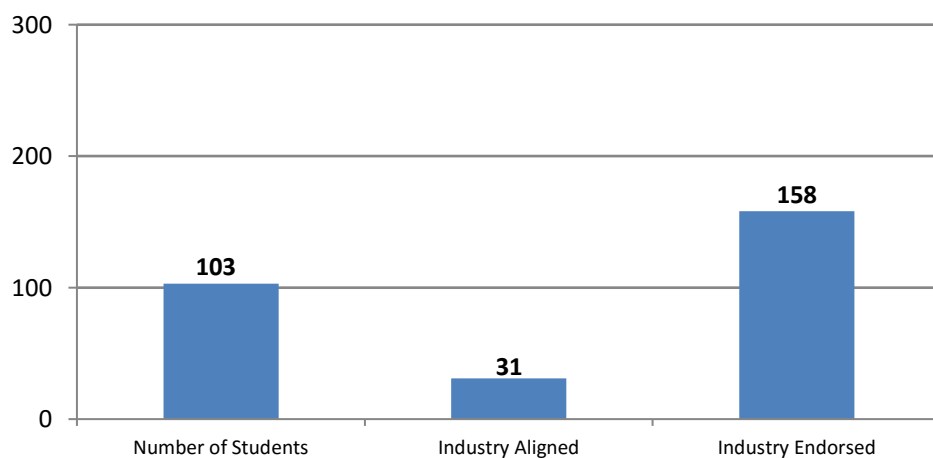
Enrollment in Full-Time Instruction/Career Majors



Percent of Eligible 11th and 12th Graders Enrolled in Full-Time Instruction/Career Majors ⁴



Certifications (FY 16) ³



Career Major Outcomes - Completion/Retention FY 16³

Technology Center			
Completion Status:	Secondary	Adult	All Students
Retained/Completers	84%	91%	85%
Transfers	14%	3%	12%
Leavers	2%	6%	2%

Statewide			
	Secondary	Adult	All Students
Retained/Completers	85%	87%	86%
Transfers	11%	2%	8%
Leavers	4%	11%	6%

Career Major Outcomes - Placement FY 16³

Technology Center			
Placement Status:	Secondary	Adult	All Students
Total Positive Placement	97%	95%	97%
Military	3%	0%	2%
Employed Related	26%	74%	33%
Employed Not Related	4%	0%	3%
Continuing Education	65%	21%	58%
Unemployed Seeking	2%	5%	2%
Not in Labor Force	1%	0%	1%

Statewide			
Placement Status:	Secondary	Adult	All Students
Total Positive Placement	96%	90%	94%
Military	3%	1%	2%
Employed Related	23%	66%	40%
Employed Not Related	6%	10%	8%
Continuing Education	63%	14%	44%
Unemployed Seeking	3%	5%	4%
Not in Labor Force	2%	4%	3%

PROJECTS AND UNIQUE ATTRIBUTES ⁵

Northwest Technology Center is a regionally recognized leader in providing quality career and technology education. A variety of career majors and training opportunities are available to high school and adult students as well as to the business community. Recognized by the OATC with the Gold Star School Award, NWTC strives to meet the needs of customers through participation in numerous partnerships with other technology center, public schools, colleges and universities, communities, and businesses.

The booming energy industry driven by oil and gas exploration in northwest Oklahoma has resulted in a recent focus on safety and energy-related training. Concentrated efforts to meet the needs of students and rural healthcare facilities have resulted in providing extensive training in healthcare through BIS Classes, a practical nursing program, health certification programs and biomedical sciences programs at both the Alva and Fairview Campuses.

Northwest Technology Center is committed to achieving the mission of "Creating success in education, the workplace and life."

Definitions of all terms can be found in the overview at the beginning of this document.

Data provided by the following sources:

¹ Office of Accountability, State of Oklahoma

² Oklahoma Department of Career and Technology Education, Technology Center Services Division

³ Oklahoma Department of Career and Technology Education, Information Management Division

⁴ Oklahoma Department of Education

⁵ Technology Center