

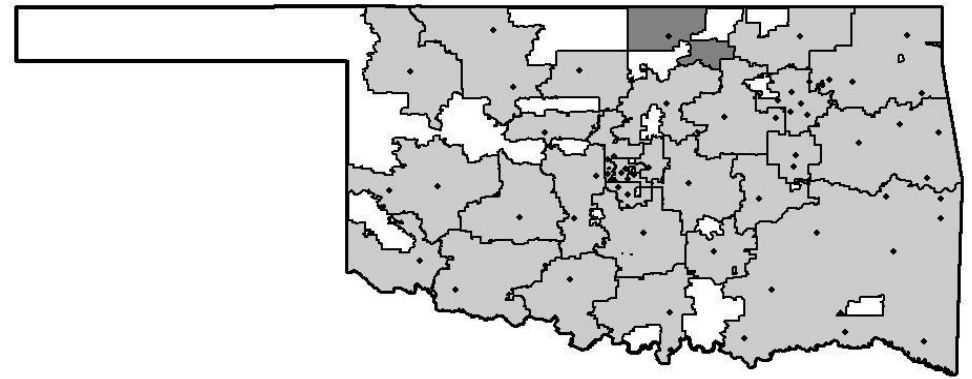
PIONEER TECHNOLOGY CENTER DISTRICT

Oklahoma's CareerTech Districts:

**2101 North Ash
Ponca City, Oklahoma 74601-110
(580) 762-8336**

Mr. Bruce DeMuth, Superintendent

www.pioneertech.edu



DISTRICT OVERVIEW

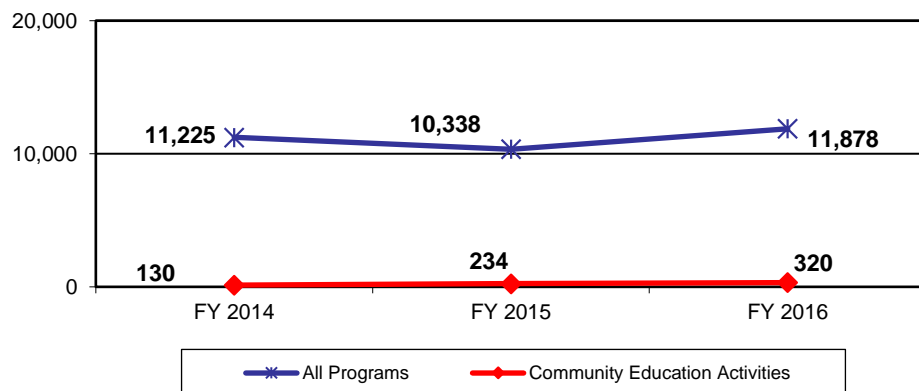
Demographic Data ³ (FY 16)

	Technology Center District Enrollment	Technology Centers Statewide Average
Caucasian	63.1%	68.5%
African American	5.1%	7.7%
Asian	0.7%	1.2%
Hispanic	17.7%	10.0%
American Indian	7.9%	10.5%
Two or More Races	5.4%	2.1%
Highest Educational Level for Adults Age 25+		
College Degree	26.2%	35.7%
H.S. Diploma w/o College Degree	63.7%	56.7%
Less than 12th Grade Education	10.0%	7.7%
Economically Disadvantaged Full-Time Secondary Students	53.2%	27.9%

Cost Per Student ² (FY 16)

	Technology Center District	Statewide
Average Cost Per FTE Enrollment in Career Majors	\$8,297	\$9,637
Average Cost Per Enrollment in Bus. & Industry Programs	\$95	\$118

Total Enrollment (FY 16) ³



District Population & Partner Schools ^{1 & 3}

District population is 51,354 based on 2010 census data. School districts served are *Billings, Blackwell, *Deer Creek-Lamont, *Frontier, Kildare, McCord, Newkirk, Peckham, *Ponca City, *Shidler, *Tonkawa and Woodland.

*Only portions of these school districts are members of the technology center district.

Financial Data ² (FY 16)

	Technology Center District	Technology Center %	Statewide %
REVENUE			
General Fund Revenue			
Revenue			
Local Funds	\$5,474,614	64.8%	75.1%
Local Ad Valorem	\$4,318,090	78.9%	85.0%
Adult Tuition	\$549,259	10.0%	9.1%
Local Other	\$607,265	11.1%	5.9%
State Funds	\$2,051,457	24.3%	20.1%
Federal Funds	\$921,270	10.9%	4.8%
Total General Fund Revenue	\$8,447,341	100.0%	100.0%
Building Fund Revenue			
Total Local Revenue	\$2,171,453	100.0%	
Local Taxes	\$2,113,868	97.3%	
Local Other Sources	\$57,585	2.7%	
State	\$484	0.0%	
Federal	\$0	0.0%	
Total Building Fund Revenue	\$2,171,937	100.0%	
TOTAL REVENUE:		\$10,619,277	
General and Building Fund Expenditures			
Classroom Activity & Instructional Support	\$5,063,720	66.7%	61.2%
Guidance & Counseling	\$226,998	3.0%	5.1%
General Administration	\$346,005	4.6%	2.6%
General Support	\$933,582	12.3%	13.6%
Student Transportation	\$129,553	1.7%	2.9%
Operation of Plant	\$888,790	11.7%	14.3%
Other Services	\$1,099	0.0%	0.3%
Subtotal:	\$7,589,747	100.0%	100.0%
Additional Expenditures			
Capital Outlay	\$1,769,756		
Student Financial Aid	\$354,059		
Other Expenditures	\$545,168		
Subtotal:	\$2,668,983		
TOTAL EXPENDITURES:		\$10,258,730	

Definitions of all terms can be found in the overview at the beginning of this document.

Data provided by the following sources:

¹ Office of Accountability, State of Oklahoma

² Oklahoma Department of Career and Technology Education, Technology Center Services Division

³ Oklahoma Department of Career and Technology Education, Information Management Division

⁴ Oklahoma Department of Education

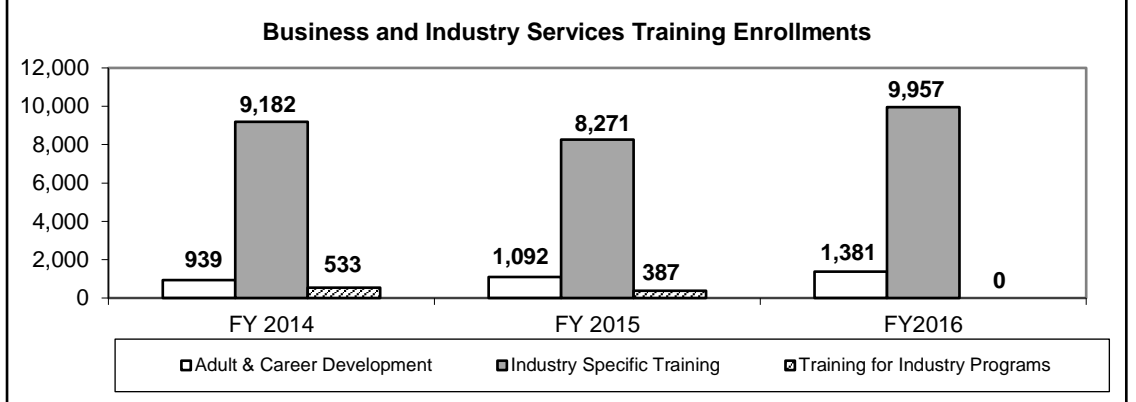
⁵ Technology Center

PIONEER TECHNOLOGY CENTER DISTRICT

BUSINESS AND INDUSTRY SERVICES TRAINING³

Business and Industry Services Course Statistics

Program Type (FY 16)	Number of Classes	Hours of Training
Adult and Career Development	171	4,025
Industry Specific Training	1,579	4,126
Training for Industry Programs	0	0
Total All Programs	1,750	8,151
Total Adjunct Instructors:	76	
Total Businesses & Industries Served:	271	

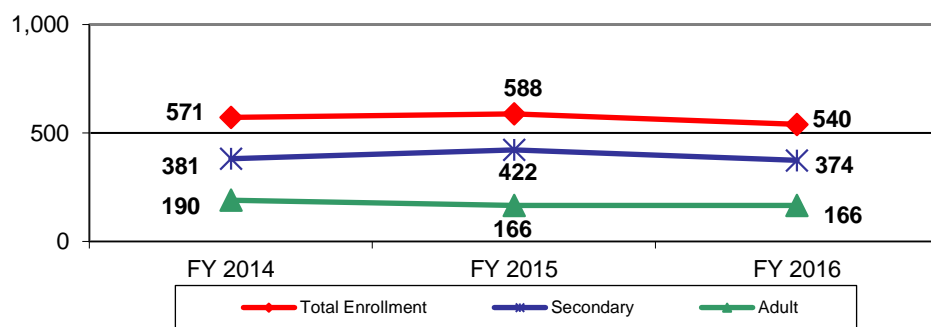


FULL-TIME INSTRUCTION AND CAREER MAJORS (FY 16)³

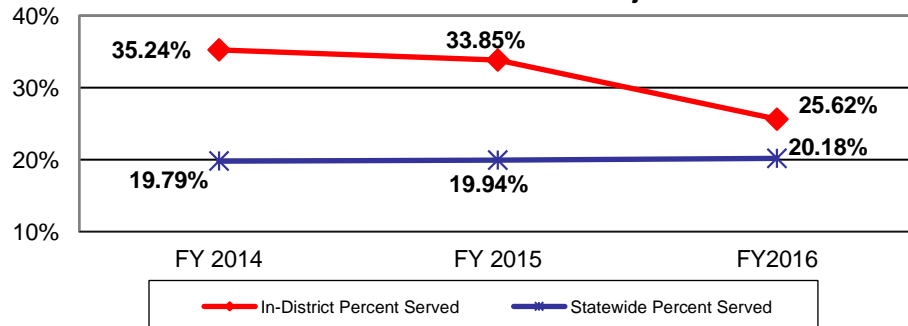
Instructors (FY 16)²

Career Major Instructors	19
National Board Certified Instructors	3
Average Annual Salary for Instructors (base salary):	
10 month contract:	\$50,413
11 month contract:	\$0
12 month contract:	\$60,266

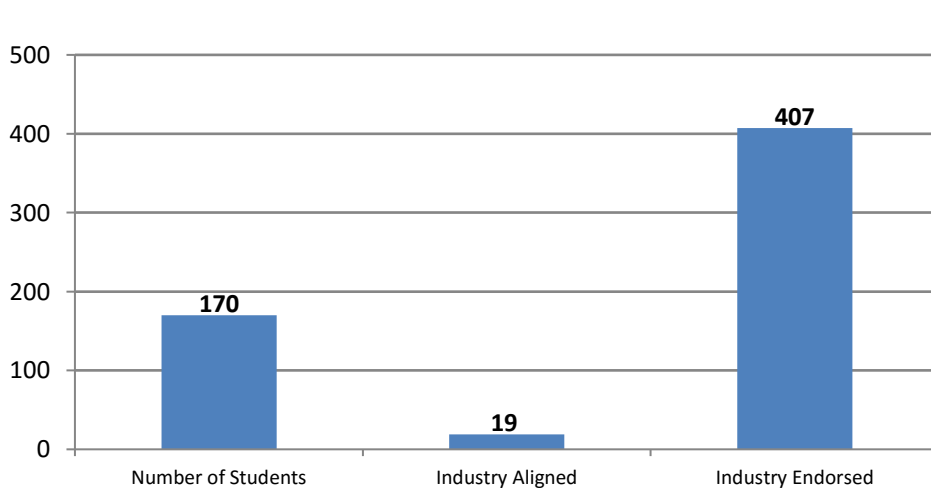
Enrollment in Full-Time Instruction/Career Majors



Percent of Eligible 11th and 12th Graders Enrolled in Full-Time Instruction/Career Majors⁴



Certifications (FY 16)³



Career Major Outcomes - Completion/Retention FY 16³

Technology Center			
Completion Status:	Secondary	Adult	All Students
Retained/Completers	84%	88%	86%
Transfers	12%	0%	8%
Leavers	4%	12%	6%

Statewide			
	Secondary	Adult	All Students
Retained/Completers	85%	87%	86%
Transfers	11%	2%	8%
Leavers	4%	11%	6%

Career Major Outcomes - Placement FY 16³

Technology Center			
Placement Status:	Secondary	Adult	All Students
Total Positive Placement	93%	91%	92%
Military	3%	0%	2%
Employed Related	36%	67%	47%
Employed Not Related	4%	9%	6%
Continuing Education	50%	16%	38%
Unemployed Seeking	5%	5%	5%
Not in Labor Force	2%	3%	2%

Statewide			
Placement Status:	Secondary	Adult	All Students
Total Positive Placement	96%	90%	94%
Military	3%	1%	2%
Employed Related	23%	66%	40%
Employed Not Related	6%	10%	8%
Continuing Education	63%	14%	44%
Unemployed Seeking	3%	5%	4%
Not in Labor Force	2%	4%	3%

PROJECTS AND UNIQUE ATTRIBUTES⁵

Pioneer Technology Center offers more than 47 career majors; Architectural and Construction; Business Information Technology; Health Sciences; Hospitality and Tourism; Human Services; Manufacturing and Fabrication; Science, Technology, Engineering and Math; Law, Public Safety and Corrections as well as Transportation, Distribution and Logistics.

PTC is an approved site for Technology Centers That Work. Special programs: Sharing Hope and Redefining Education (dropout recovery), New Beginning (TANF), Adult Basic Education and the Gateway to Technology extension program. Students have access to academic math, science courses, the Career Center, PLTW Academy for Biomed and Cisco Academy for Information Technology students. Qualifying students can be made part of the Guaranteed Graduate Initiative.

Pioneer Tech Business and Industry Services programs support economic development. These include Agricultural Business Management, Bid Assistance, Contractor's Plan Room, Business Incubator, Organizational and Leadership Development, Industry Training, Manufacturing Extension Agent, Safety Training, Self-Employment Training, Small Business Management and short-term training classes for

Definitions of all terms can be found in the overview at the beginning of this document.

Data provided by the following sources: ¹ Office of Accountability, State of Oklahoma

² Oklahoma Department of Career and Technology Education, Technology Center Services Division

³ Oklahoma Department of Career and Technology Education, Information Management Division

⁴ Oklahoma Department of Education

⁵ Technology Center