

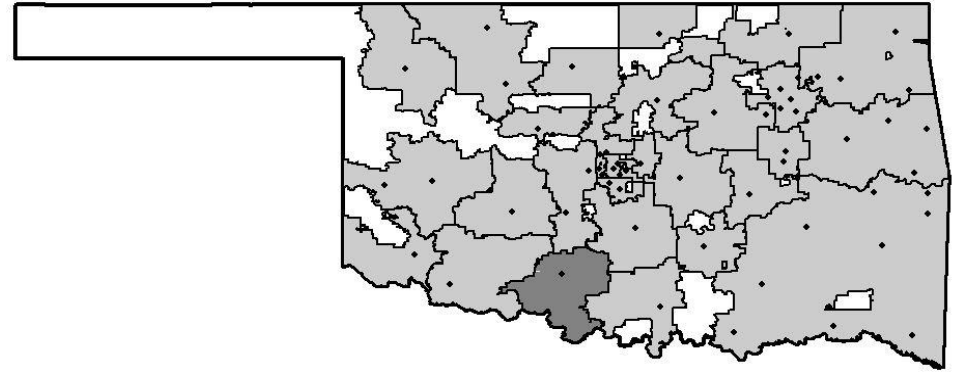
# RED RIVER TECHNOLOGY CENTER DISTRICT

Oklahoma's CareerTech Districts:

**3300 West Bois D'Arc  
P.O. Box 1807  
Duncan, Oklahoma 73534-1807  
(580) 255-2903**

**Mr. Dennis Loafman, Superintendent**

www.rrtc.edu



## DISTRICT OVERVIEW

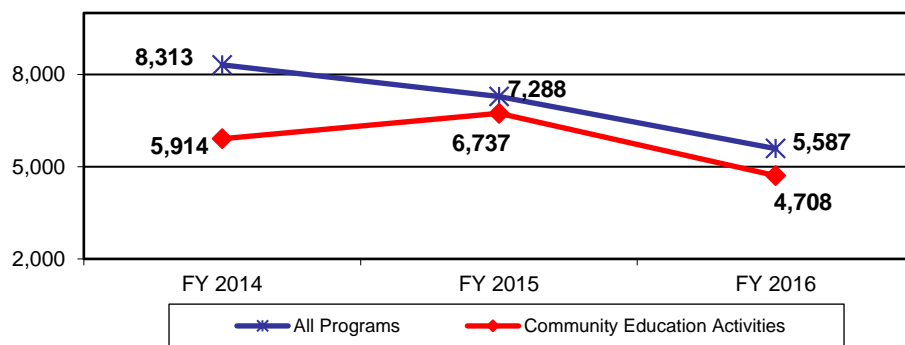
### Demographic Data <sup>3</sup> (FY 16)

	Technology Center District Enrollment	Technology Centers Statewide Average
Caucasian	73.8%	68.5%
African American	4.5%	7.7%
Asian	1.1%	1.2%
Hispanic	8.6%	10.0%
American Indian	9.0%	10.5%
Two or More Races	3.0%	2.1%
Highest Educational Level for Adults Age 25+		
College Degree	36.9%	35.7%
H.S. Diploma w/o College Degree	55.0%	56.7%
Less than 12th Grade Education	8.1%	7.7%
Economically Disadvantaged Full-Time Secondary Students	17.3%	27.9%

### Cost Per Student <sup>2</sup> (FY 16)

	Technology Center District	Statewide
Average Cost Per FTE Enrollment in Career Majors	\$8,964	\$9,637
Average Cost Per Enrollment in Bus. & Industry Programs	\$100	\$118

### Total Enrollment (FY 16) <sup>3</sup>



### District Population & Partner Schools <sup>1 & 3</sup>

District population is 55,438 based on 2010 census data. School districts served are Bray-Doyle, Central, Comanche, Duncan, Empire, Grandview, Marlow, Ryan, Temple, Terral, Velma-Alma, Walters and Waurika

### Financial Data <sup>2</sup> (FY 16)

	Technology Center District	Technology Center %	Statewide %
<b>REVENUE</b>			
<b>General Fund Revenue</b>			
<b>Revenue</b>			
Local Funds	\$5,021,772	67.7%	75.1%
Local Ad Valorem	\$4,275,190	85.1%	85.0%
Adult Tuition	\$408,069	8.1%	9.1%
Local Other	\$338,513	6.7%	5.9%
State Funds	\$1,986,636	26.8%	20.1%
Federal Funds	\$414,294	5.6%	4.8%
<b>Total General Fund Revenue</b>	<b>\$7,422,702</b>	<b>100.0%</b>	<b>100.0%</b>
<b>Building Fund Revenue</b>			
Total Local Revenue	\$853,339	100.0%	
Local Taxes	\$839,517	98.4%	
Local Other Sources	\$13,822	1.6%	
State	\$0	0.0%	
Federal	\$0	0.0%	
<b>Total Building Fund Revenue</b>	<b>\$853,339</b>	<b>100.0%</b>	
<b>TOTAL REVENUE:</b>		<b>\$8,276,041</b>	
<b>General and Building Fund Expenditures</b>			
Classroom Activity & Instructional Support	\$3,870,394	62.5%	61.2%
Guidance & Counseling	\$279,517	4.5%	5.1%
General Administration	\$194,523	3.1%	2.6%
General Support	\$719,031	11.6%	13.6%
Student Transportation	\$304,089	4.9%	2.9%
Operation of Plant	\$825,593	13.3%	14.3%
Other Services	\$0	0.0%	0.3%
<b>Subtotal:</b>	<b>\$6,193,146</b>	<b>100.0%</b>	<b>100.0%</b>
<b>Additional Expenditures</b>			
Capital Outlay	\$665,565		
Student Financial Aid	\$289,633		
Other Expenditures	\$425,839		
<b>Subtotal:</b>	<b>\$1,381,037</b>		
<b>TOTAL EXPENDITURES:</b>		<b>\$7,574,183</b>	

Definitions of all terms can be found in the overview at the beginning of this document.

Data provided by the following sources:

<sup>1</sup> Office of Accountability, State of Oklahoma

<sup>2</sup> Oklahoma Department of Career and Technology Education, Technology Center Services Division

<sup>3</sup> Oklahoma Department of Career and Technology Education, Information Management Division

<sup>4</sup> Oklahoma Department of Education

<sup>5</sup> Technology Center

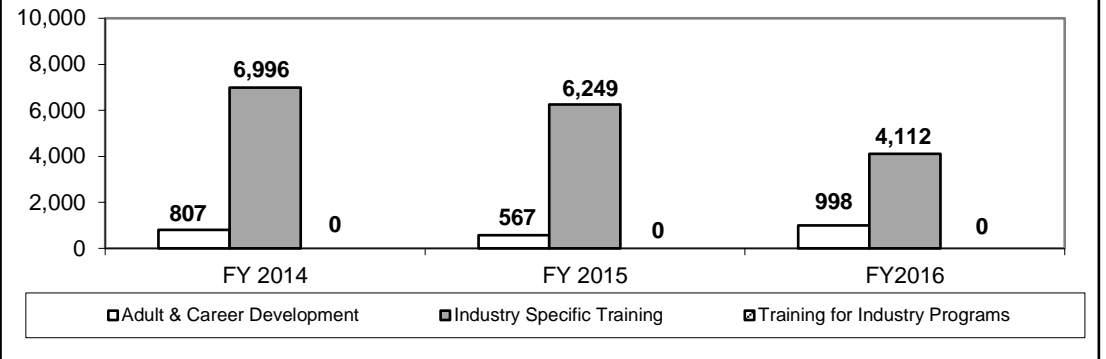
# RED RIVER TECHNOLOGY CENTER DISTRICT

## BUSINESS AND INDUSTRY SERVICES TRAINING <sup>3</sup>

### Business and Industry Services Course Statistics

Program Type (FY 16)	Number of Classes	Hours of Training
Adult and Career Development	200	6,788
Industry Specific Training	301	1,384
Training for Industry Programs	0	0
<b>Total All Programs</b>	<b>501</b>	<b>8,171</b>
Total Adjunct Instructors:	172	
Total Businesses & Industries Served:	64	

### Business and Industry Services Training Enrollments

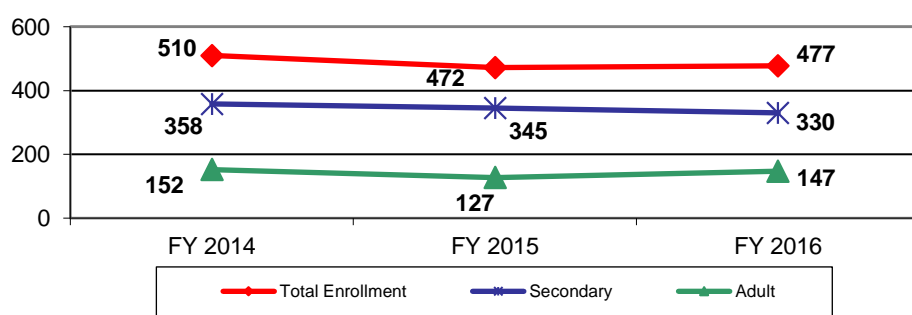


## FULL-TIME INSTRUCTION AND CAREER MAJORS (FY 16) <sup>3</sup>

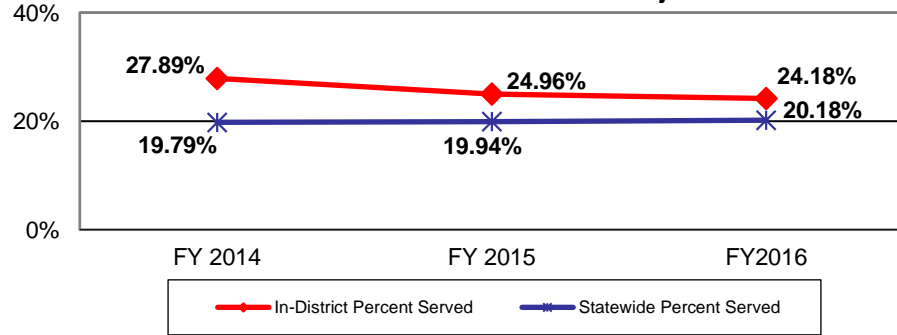
### Instructors (FY 16) <sup>2</sup>

Career Major Instructors	21
National Board Certified Instructors	2
Average Annual Salary for Instructors (base salary):	
10 month contract:	\$53,004
11 month contract:	\$58,396
12 month contract:	\$59,227

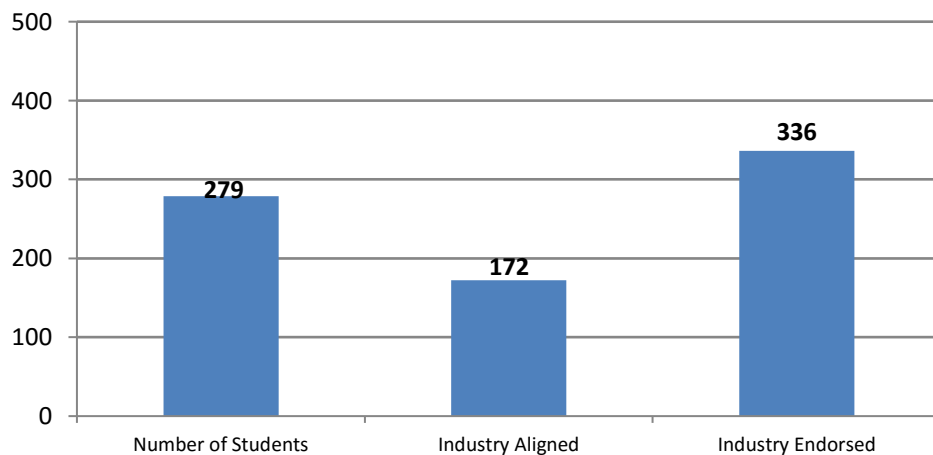
### Enrollment in Full-Time Instruction/Career Majors



### Percent of Eligible 11th and 12th Graders Enrolled in Full-Time Instruction/Career Majors <sup>4</sup>



### Certifications (FY 16) <sup>3</sup>



### Career Major Outcomes - Completion/Retention FY 16<sup>3</sup>

Technology Center			
Completion Status:	Secondary	Adult	All Students
Retained/Completers	85%	77%	82%
Transfers	11%	1%	8%
Leavers	4%	22%	10%

Statewide			
	Secondary	Adult	All Students
Retained/Completers	85%	87%	86%
Transfers	11%	2%	8%
Leavers	4%	11%	6%

### Career Major Outcomes - Placement FY 16<sup>3</sup>

Technology Center			
Placement Status:	Secondary	Adult	All Students
<b>Total Positive Placement</b>	95%	85%	92%
Military	1%	1%	1%
Employed Related	28%	54%	36%
Employed Not Related	4%	16%	8%
Continuing Education	61%	15%	46%
Unemployed Seeking	2%	4%	2%
Not in Labor Force	4%	11%	6%

Statewide			
Placement Status:	Secondary	Adult	All Students
<b>Total Positive Placement</b>	96%	90%	94%
Military	3%	1%	2%
Employed Related	23%	66%	40%
Employed Not Related	6%	10%	8%
Continuing Education	63%	14%	44%
Unemployed Seeking	3%	5%	4%
Not in Labor Force	2%	4%	3%

## PROJECTS AND UNIQUE ATTRIBUTES <sup>5</sup>

Red River Technology Center offers 12 career pathways and two Project Lead the Way® Academies to adult and/or high school residents of our 12 school districts.

RRTC's Business and Industry Services staff works with local businesses to create new and innovative training activities and offers training designed to fit the needs of our local business and industry partners.

Students continue to excel as Red River Technology Center was recognized as a **Tech Centers That Work Platinum High Achievement Award** winner in 2014.

RRTC strives to provide excellent short-term and full-time training courses to members of its district and consistently works with business and industry partners to help grow the surrounding communities.

Definitions of all terms can be found in the overview at the beginning of this document.

Data provided by the following sources:

<sup>1</sup> Office of Accountability, State of Oklahoma

<sup>2</sup> Oklahoma Department of Career and Technology Education, Technology Center Services Division

<sup>3</sup> Oklahoma Department of Career and Technology Education, Information Management Division

<sup>4</sup> Oklahoma Department of Education

<sup>5</sup> Technology Center