

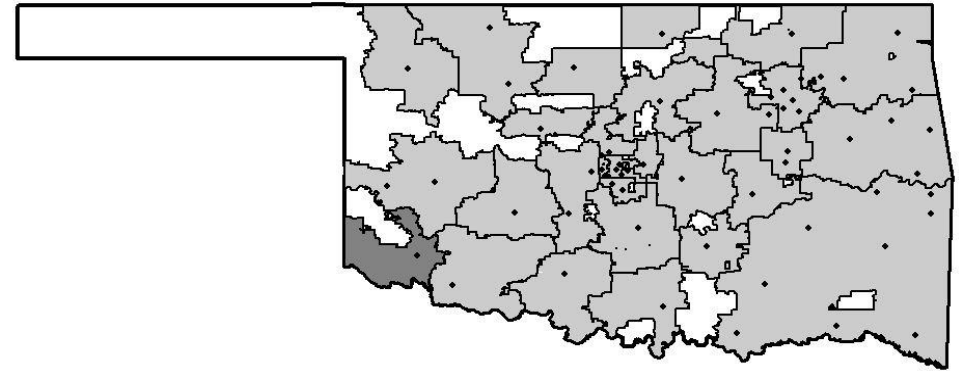
SOUTHWEST TECHNOLOGY CENTER DISTRICT

**711 West Tamarack Road
Altus, Oklahoma 73521-1527
(580) 477-2250**

Mr. Dale Latham, Superintendent

www.swtech.edu

Oklahoma's CareerTech Districts:



DISTRICT OVERVIEW

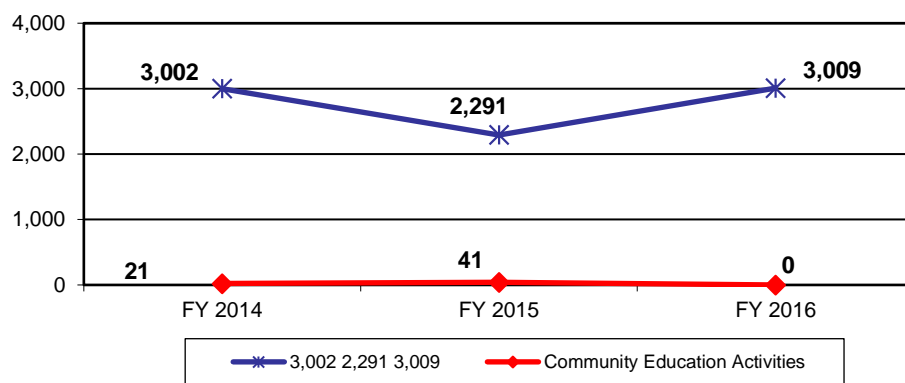
Demographic Data ³ (FY 16)

	Technology Center District Enrollment	Technology Centers Statewide Average
Caucasian	65.1%	68.5%
African American	7.6%	7.7%
Asian	1.1%	1.2%
Hispanic	22.1%	10.0%
American Indian	3.4%	10.5%
Two or More Races	0.7%	2.1%
Highest Educational Level for Adults Age 25+		
College Degree	37.0%	35.7%
H.S. Diploma w/o College Degree	56.4%	56.7%
Less than 12th Grade Education	6.6%	7.7%
Economically Disadvantaged Full-Time Secondary Students	0.0%	27.9%

Cost Per Student ² (FY 16)

	Technology Center District	Statewide
Average Cost Per FTE Enrollment in Career Majors	\$7,928	\$9,637
Average Cost Per Enrollment in Bus. & Industry Programs	\$86	\$118

Total Enrollment FY 16) ³



District Population & Partner Schools ^{1 & 3}

District population is 29,154 based on 2010 census data. School districts served are Altus, Blair, Duke, Eldorado, Granite, Navajo and Olustee.

Financial Data ² (FY 16)

	Technology Center District	Technology Center %	Statewide %
REVENUE			
General Fund Revenue			
Revenue			
Local Funds	\$6,808,874	74.7%	75.1%
Local Ad Valorem	\$6,108,483	89.7%	85.0%
Adult Tuition	\$437,352	6.4%	9.1%
Local Other	\$263,039	3.9%	5.9%
State Funds	\$2,079,900	22.8%	20.1%
Federal Funds	\$228,429	2.5%	4.8%
Total General Fund Revenue	\$9,117,203	100.0%	100.0%
Building Fund Revenue			
Total Local Revenue	\$2,670,172	100.0%	
Local Taxes	\$2,651,679	99.3%	
Local Other Sources	\$18,493	0.7%	
State	\$869	0.0%	
Federal	\$0	0.0%	
Total Building Fund Revenue	\$2,671,040	100.0%	
TOTAL REVENUE:			\$11,788,243
General and Building Fund Expenditures			
Classroom Activity & Instructional Support	\$5,152,210	60.8%	61.2%
Guidance & Counseling	\$321,135	3.8%	5.1%
General Administration	\$343,696	4.1%	2.6%
General Support	\$1,083,569	12.8%	13.6%
Student Transportation	\$133,938	1.6%	2.9%
Operation of Plant	\$1,445,850	17.0%	14.3%
Other Services	\$0	0.0%	0.3%
Subtotal:	\$8,480,399	100.0%	100.0%
Additional Expenditures			
Capital Outlay	\$1,578,832		
Student Financial Aid	\$0		
Other Expenditures	\$454,001		
Subtotal:	\$2,032,833		
TOTAL EXPENDITURES:			\$10,513,232

Definitions of all terms can be found in the overview at the beginning of this document.

Data provided by the following sources:

¹ Office of Accountability, State of Oklahoma

² Oklahoma Department of Career and Technology Education, Technology Center Services Division

³ Oklahoma Department of Career and Technology Education, Information Management Division

⁴ Oklahoma Department of Education

⁵ Technology Center

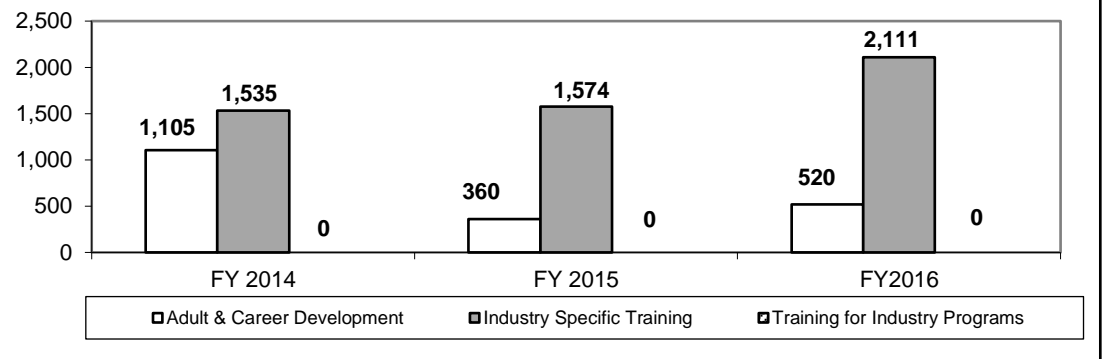
SOUTHWEST TECHNOLOGY CENTER DISTRICT

BUSINESS AND INDUSTRY SERVICES TRAINING ³

Business and Industry Services Course Statistics

Program Type (FY 16)	Number of Classes	Hours of Training
Adult and Career Development	299	7,339
Industry Specific Training	1,220	5,634
Training for Industry Programs	0	0
Total All Programs	1,519	12,973
Total Adjunct Instructors:	113	
Total Businesses & Industries Served:	201	

Business and Industry Services Training Enrollments

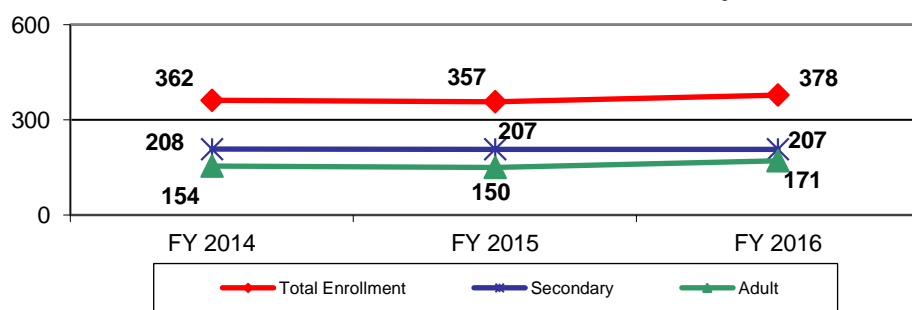


FULL-TIME INSTRUCTION AND CAREER MAJORS (FY 16) ³

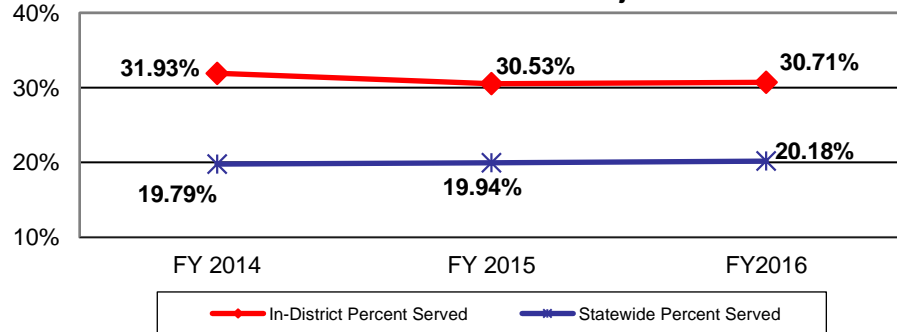
Instructors (FY 16) ²

Career Major Instructors	27
National Board Certified Instructors	3
Average Annual Salary for Instructors (base salary):	
10 month contract:	\$51,968
11 month contract:	\$57,737
12 month contract:	\$69,181

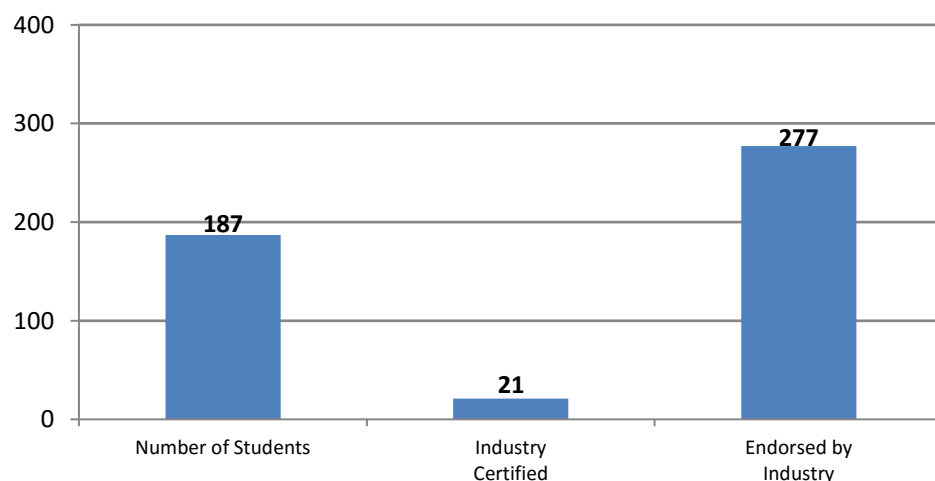
Enrollment in Full-Time Instruction/Career Majors



Percent of Eligible 11th and 12th Graders Enrolled in Full-Time Instruction/Career Majors ⁴



Certifications (FY 16) ³



Career Major Outcomes - Completion/Retention FY 16 ³

Technology Center

Completion Status:	Secondary	Adult	All Students
Retained/Completers	83%	88%	85%
Transfers	15%	2%	9%
Leavers	2%	10%	6%

Statewide

	Secondary	Adult	All Students
Retained/Completers	85%	87%	86%
Transfers	11%	2%	8%
Leavers	4%	11%	6%

Career Major Outcomes - Placement FY 16 ³

Technology Center

Placement Status:	Secondary	Adult	All Students
Total Positive Placement	89%	95%	92%
Military	1%	1%	1%
Employed Related	13%	76%	39%
Employed Not Related	3%	4%	3%
Continuing Education	73%	14%	48%
Unemployed Seeking	4%	2%	3%
Not in Labor Force	7%	2%	5%

Statewide

Placement Status:	Secondary	Adult	All Students
Total Positive Placement	96%	90%	94%
Military	3%	1%	2%
Employed Related	23%	66%	40%
Employed Not Related	6%	10%	8%
Continuing Education	63%	14%	44%
Unemployed Seeking	3%	5%	4%
Not in Labor Force	2%	4%	3%

PROJECTS AND UNIQUE ATTRIBUTES ⁵

Southwest Technology Center has two distinctive full-time programs: Aviation and Aerospace Technology and Biomedical Sciences. Aviation technology is a partnership with Altus Air Force Base whereby successful students may become civil service employees through a Student Education Employment Program. Students in Biomedical Sciences earn college credit while working the Project Lead The Way curriculum.

In addition to customized training for business and industry, unique business services include assistance in bidding on government contracts at Altus Air Force Base, training programs for employees of municipalities and small business management to assist with upgrading employment skills.

Definitions of all terms can be found in the overview at the beginning of this document.

Data provided by the following sources: ¹ Office of Accountability, State of Oklahoma

² Oklahoma Department of Career and Technology Education, Technology Center Services Division

³ Oklahoma Department of Career and Technology Education, Information Management Division

⁴ Oklahoma Department of Education

⁵ Technology Center