

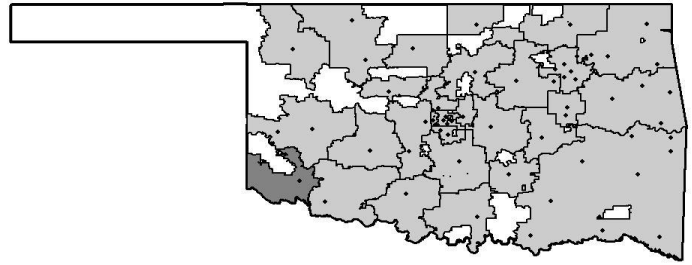
SOUTHWEST TECHNOLOGY CENTER DISTRICT

Oklahoma's CareerTech Districts:

**711 West Tamarack Road
Altus, Oklahoma 73521-1527
(580) 477-2250**

Mr. Dale Latham, Superintendent

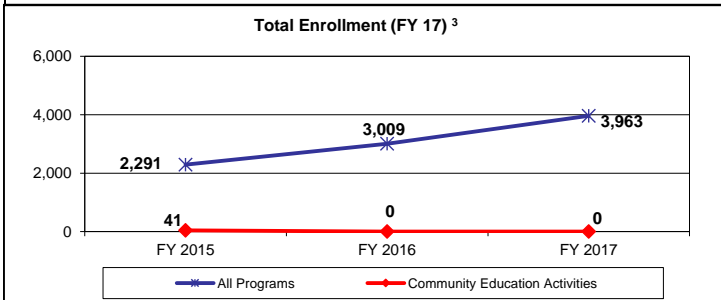
www.swtech.edu



DISTRICT OVERVIEW

Demographic Data ³ (FY 17)		
	Technology Center District Enrollment	Technology Centers Statewide Average
Caucasian	61.0%	64.9%
African American	6.9%	9.6%
Asian	0.7%	1.5%
Hispanic	27.4%	10.0%
American Indian	2.5%	11.4%
Two or More Races	1.5%	2.7%
Highest Educational Level for Adults Age 25+		
College Degree	17.7%	26.8%
H.S. Diploma w/o College Degree	78.9%	68.3%
Less than 12th Grade Education	3.4%	4.9%
Economically Disadvantaged Full-Time Secondary Students	0.0%	61.2%

Cost Per Student ² (FY 17)	Technology Center District	Statewide
Average Cost Per FTE Enrollment in State Programs	\$6,386	\$9,838
Average Cost Per Enrollment in Bus. & Industry Programs	\$99	\$120



District Population & Partner Schools ^{1 & 3}
 District population is 29,154 based on 2010 census data. School districts served are Altus, Blair, Duke, Eldorado, Granite, Navajo and Olustee.

Financial Data ² (FY 17)			
	Technology Center District	Technology Center %	Statewide %

REVENUE			
General Fund Revenue			
Revenue			
Local Funds	\$2,181,223	45.8%	76.3%
Local Ad Valorem	\$1,626,037	74.5%	85.7%
Adult Tuition	\$304,637	14.0%	9.1%
Local Other	\$250,548	11.5%	5.2%
State Funds	\$2,195,233	46.1%	18.9%
Federal Funds	\$384,102	8.1%	4.8%
Total General Fund Revenue	\$4,760,557	100.0%	100.0%

Building Fund Revenue			
Total Local Revenue	\$0	0.0%	
Local Taxes	\$0	0.0%	
Local Other Sources	\$0	0.0%	
State	\$0	0.0%	
Federal	\$0	0.0%	
Total Building Fund Revenue	\$0	100.0%	

TOTAL REVENUE: \$4,760,557

General and Building Fund Expenditures			
Classroom Activity & Instructional Support	\$2,286,049	56.0%	60.0%
Guidance & Counseling	\$234,194	5.7%	4.9%
General Administration	\$207,368	5.1%	2.7%
General Support	\$562,079	13.8%	13.6%
Student Transportation	\$129,935	3.2%	2.7%
Operation of Plant	\$658,946	16.2%	15.7%
Other Services	\$200	0.0%	0.3%
Subtotal:	\$4,078,771	100.0%	100.0%

Additional Expenditures			
Capital Outlay	\$349,031		
Student Financial Aid	\$196,476		
Other Expenditures	\$125,918		
Subtotal:	\$671,425		

TOTAL EXPENDITURES: \$4,750,196

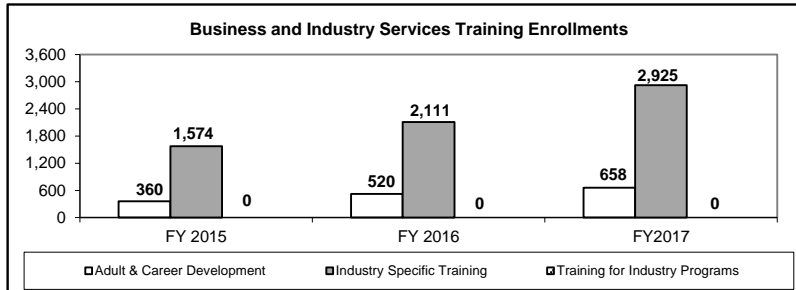
Definitions of all terms can be found in the glossary at the beginning of this document.
 Data provided by the following sources:
¹ Office of Accountability, State of Oklahoma
² Oklahoma Department of Career and Technology Education, Technology Center Services Division
³ Oklahoma Department of Career and Technology Education, Information Management Division
⁴ Oklahoma Department of Education
⁵ Technology Center

SOUTHWEST TECHNOLOGY CENTER DISTRICT

BUSINESS AND INDUSTRY SERVICES TRAINING³

Business and Industry Services Course Statistics

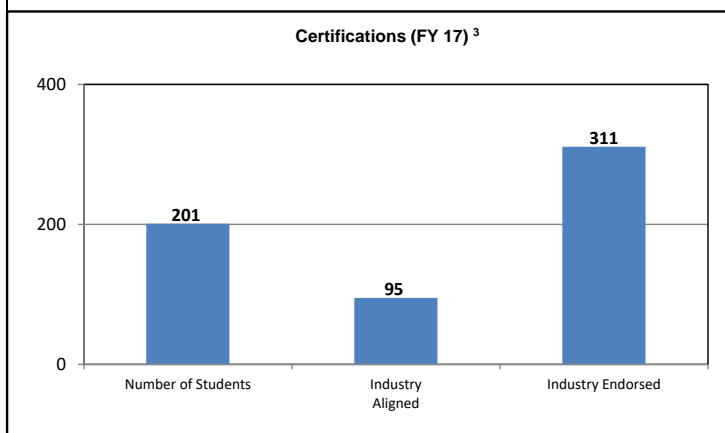
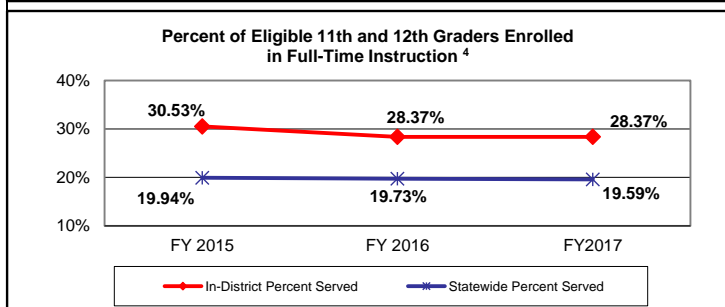
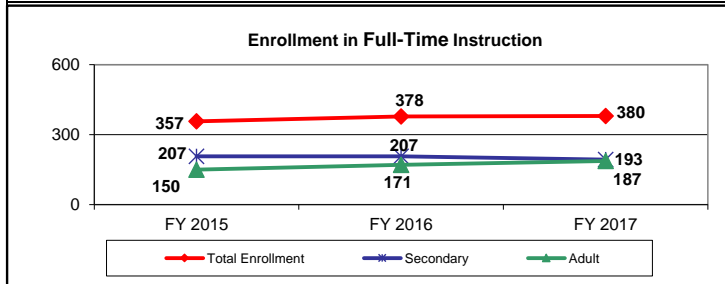
Program Type (FY 17)	Number of Classes	Hours of Training
Adult and Career Development	107	2,629
Industry Specific Training	205	766
Training for Industry Programs	0	0
Total	312	3,394
Total Adjunct Instructors:	38	
Total Businesses & Industries Served:	36	



FULL-TIME INSTRUCTION (FY 17)³

Instructors (FY 17)²

State Program Instructors	15
National Board Certified Instructors	0
Average Annual Salary for Instructors (base salary):	
10 month contract:	\$48,128
11 month contract:	\$45,437
12 month contract:	\$60,544



State Program Outcomes - Completion/Retention FY 17³

Technology Center			
Completion Status:	Secondary	Adult	All Students
Retained/Completers	70%	94%	82%
Transfers	28%	1%	15%
Leavers	2%	5%	3%

Statewide			
	Secondary	Adult	All Students
Retained/Completers	85%	88%	86%
Transfers	12%	2%	9%
Leavers	2%	10%	5%

State Program Outcomes - Placement FY 17³

Technology Center			
Placement Status:	Secondary	Adult	All Students
Total Positive Placement	87%	84%	85%
Military	3%	1%	2%
Employed Related	21%	68%	50%
Employed Not Related	4%	8%	7%
Continuing Education	59%	7%	27%
Unemployed Seeking	13%	16%	15%
Not in Labor Force	0%	0%	0%

Statewide			
Placement Status:	Secondary	Adult	All Students
Total Positive Placement	96%	92%	95%
Military	3%	1%	2%
Employed Related	24%	70%	42%
Employed Not Related	6%	9%	7%
Continuing Education	63%	12%	44%
Unemployed Seeking	3%	5%	4%
Not in Labor Force	2%	4%	2%

PROJECTS AND UNIQUE ATTRIBUTES⁵

Southwest Technology Center has two distinctive full-time programs: Aviation and Aerospace Technology and Biomedical Sciences. Aviation Technology is a partnership with Altus Air Force Base whereby successful students may become civil service employees through a Recent Graduate/Direct Hire pathway. Students in Biomedical Sciences earn direct, general education, college credit at Western Oklahoma State College while working the Project Lead The Way curriculum.

In addition to customized training for business and industry, unique business services include assistance in bidding on government contracts at Altus Air Force Base, training programs for employees of municipalities and small business management to assist with upgrading employment skills.

Definitions of all terms can be found in the glossary at the beginning of this document.

Data provided by the following sources:

¹ Office of Accountability, State of Oklahoma

² Oklahoma Department of Career and Technology Education, Technology Center Services Division

³ Oklahoma Department of Career and Technology Education, Information Management Division

⁴ Oklahoma Department of Education

⁵ Technology Center