

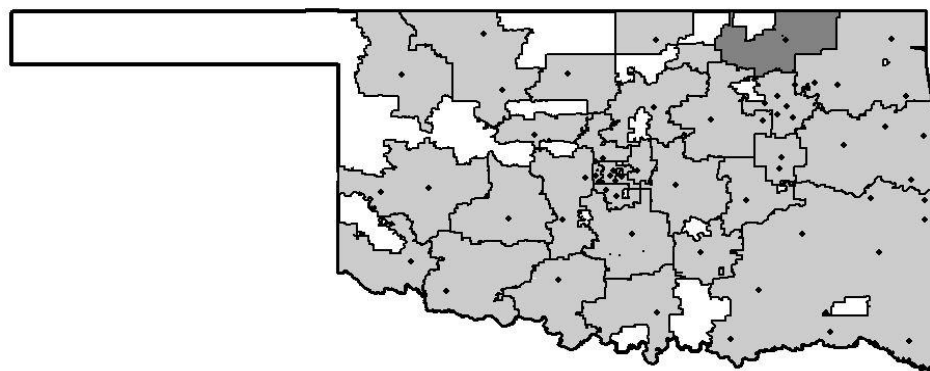
TRI COUNTY TECHNOLOGY CENTER DISTRICT

**6101 S.E. Nowata Road
Bartlesville, Oklahoma 74006-6029
(918) 333-2422**

Mr. Lindel Fields, Superintendent

www.tricountytech.edu

Oklahoma's CareerTech Districts:



DISTRICT OVERVIEW

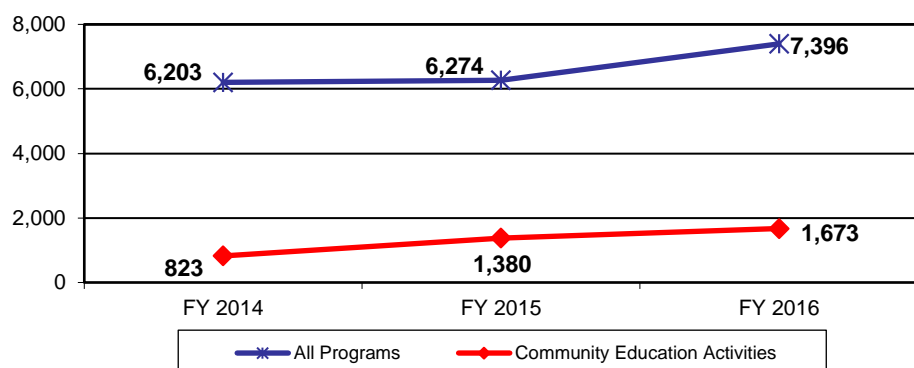
Demographic Data ³ (FY 16)

	Technology Center District Enrollment	Technology Centers Statewide Average
Caucasian	55.7%	68.5%
African American	11.6%	7.7%
Asian	0.0%	1.2%
Hispanic	5.0%	10.0%
American Indian	26.3%	10.5%
Two or More Races	1.3%	2.1%
Highest Educational Level for Adults Age 25+		
College Degree	44.3%	35.7%
H.S. Diploma w/o College Degree	49.0%	56.7%
Less than 12th Grade Education	6.7%	7.7%
Economically Disadvantaged Full-Time Secondary Students	31.3%	27.9%

Cost Per Student ² (FY 16)

	Technology Center District	Statewide
Average Cost Per FTE Enrollment in Career Majors	\$11,868	\$9,637
Average Cost Per Enrollment in Bus. & Industry Programs	\$125	\$118

Total Enrollment (FY 16) ³



District Population & Partner Schools ^{1 & 3}

District population is 71,735 based on 2010 census data. School districts served are Avant, Barnsdall, Bartlesville, Caney Valley, Copan, Dewey, Nowata, Oklahoma Union, Osage Hills, Pawhuska, South Coffeyville and Wynona.

Financial Data ² (FY 16)

	Technology Center District	Technology Center %	Statewide %
REVENUE			
General Fund Revenue			
Revenue			
Local Funds	\$6,654,958	72.7%	75.1%
Local Ad Valorem	\$5,140,507	77.2%	85.0%
Adult Tuition	\$569,628	8.6%	9.1%
Local Other	\$944,823	14.2%	5.9%
State Funds	\$2,499,978	27.3%	20.1%
Federal Funds	\$0	0.0%	4.8%
Total General Fund Revenue	\$9,154,937	100.0%	100.0%
Building Fund Revenue			
Total Local Revenue	\$2,567,766	94.5%	
Local Taxes	\$2,567,266	100.0%	
Local Other Sources	\$501	0.0%	
State	\$149,991	5.5%	
Federal	\$0	0.0%	
Total Building Fund Revenue	\$2,717,757	100.0%	
TOTAL REVENUE:		\$11,872,694	
General and Building Fund Expenditures			
Classroom Activity & Instructional Support	\$4,951,821	56.7%	61.2%
Guidance & Counseling	\$480,651	5.5%	5.1%
General Administration	\$400,774	4.6%	2.6%
General Support	\$1,289,304	14.8%	13.6%
Student Transportation	\$167,125	1.9%	2.9%
Operation of Plant	\$1,182,404	13.5%	14.3%
Other Services	\$265,376	3.0%	0.3%
Subtotal:	\$8,737,455	100.0%	100.0%
Additional Expenditures			
Capital Outlay	\$1,964,240		
Student Financial Aid	\$0		
Other Expenditures	\$895,790		
Subtotal:	\$2,860,030		
TOTAL EXPENDITURES:		\$11,597,485	

Definitions of all terms can be found in the overview at the beginning of this document.

Data provided by the following sources:

¹ Office of Accountability, State of Oklahoma

² Oklahoma Department of Career and Technology Education, Technology Center Services Division

³ Oklahoma Department of Career and Technology Education, Information Management Division

⁴ Oklahoma Department of Education

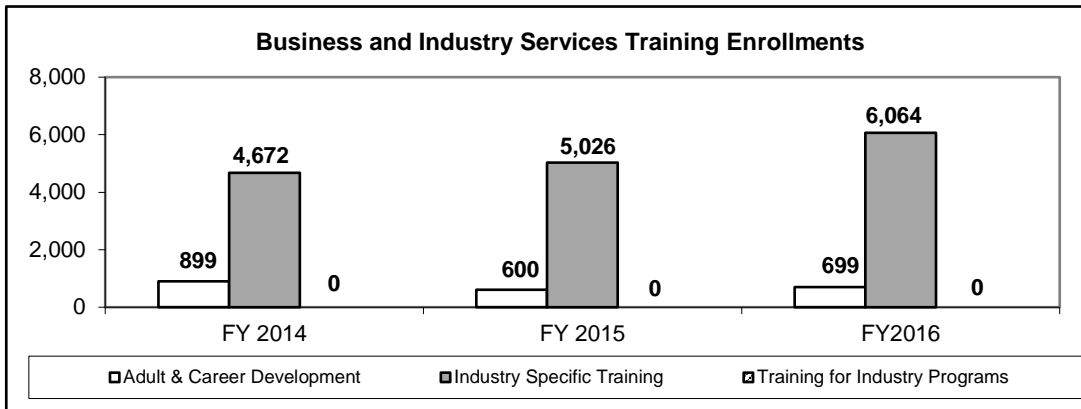
⁵ Technology Center

TRI COUNTY TECHNOLOGY CENTER DISTRICT

BUSINESS AND INDUSTRY SERVICES TRAINING ³

Business and Industry Services Course Statistics

Program Type (FY 16)	Number of Classes	Hours of Training
Adult and Career Development	85	3,491
Industry Specific Training	480	1,473
Training for Industry Programs	0	0
Total All Programs	565	4,964
Total Adjunct Instructors:	90	
Total Businesses & Industries Served:	76	

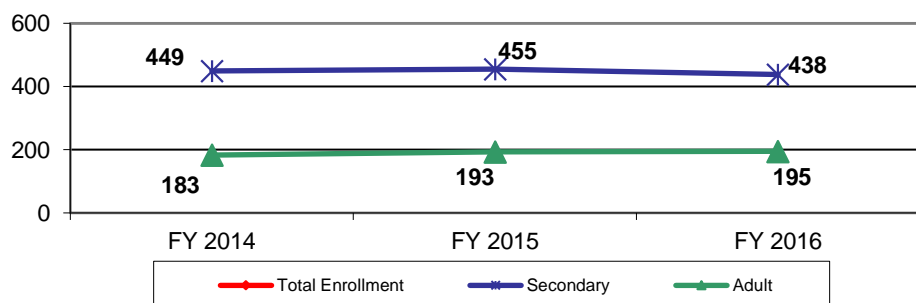


FULL-TIME INSTRUCTION AND CAREER MAJORS (FY 16) ³

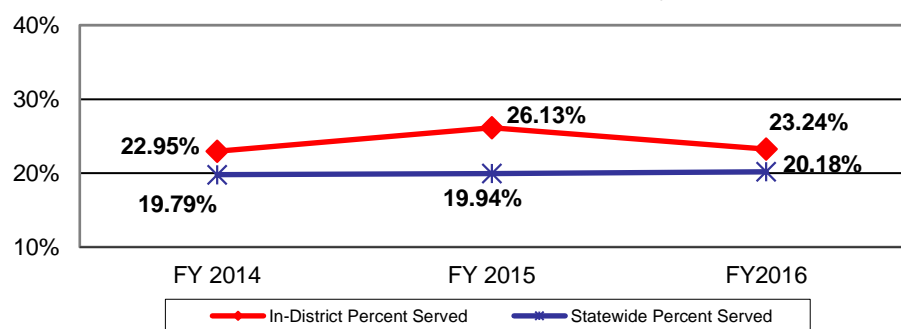
Instructors (FY 16) ²

Career Major Instructors	27
National Board Certified Instructors	5
Average Annual Salary for Instructors (base salary):	
10 month contract:	\$58,853
11 month contract:	\$62,320
12 month contract:	\$0

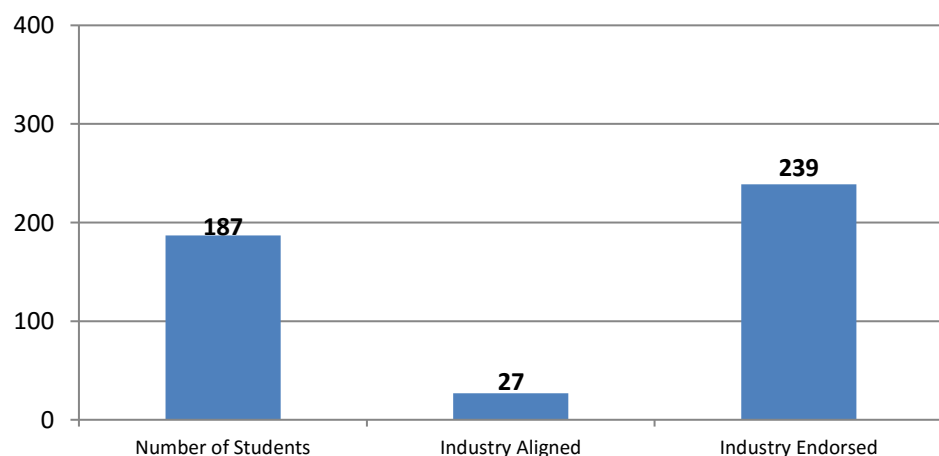
Enrollment in Full-Time Instruction/Career Majors



Percent of Eligible 11th and 12th Graders Enrolled in Full-Time Instruction/Career Majors ⁴



Certifications (FY 16) ³



Career Major Outcomes - Completion/Retention FY 16 ³

Technology Center

Completion Status:	Secondary	Adult	All Students
Retained/Completers	91%	92%	91%
Transfers	0%	0%	0%
Leavers	9%	8%	9%

Statewide

	Secondary	Adult	All Students
Retained/Completers	85%	87%	86%
Transfers	11%	2%	8%
Leavers	4%	11%	6%

Career Major Outcomes - Placement FY 16 ³

Technology Center

Placement Status:	Secondary	Adult	All Students
Total Positive Placement	99%	96%	98%
Military	4%	0%	2%
Employed Related	19%	77%	38%
Employed Not Related	4%	8%	6%
Continuing Education	72%	10%	51%
Unemployed Seeking	1%	3%	1%
Not in Labor Force	0%	2%	1%

Statewide

Placement Status:	Secondary	Adult	All Students
Total Positive Placement	96%	90%	94%
Military	3%	1%	2%
Employed Related	23%	66%	40%
Employed Not Related	6%	10%	8%
Continuing Education	63%	14%	44%
Unemployed Seeking	3%	5%	4%
Not in Labor Force	2%	4%	3%

PROJECTS AND UNIQUE ATTRIBUTES ⁵

Tri County experienced several major successes in FY16 that sets the foundation for the school to continue to prosper and grow for years. Driven by a long-term vision and goals established in *Vision2020*, Tri County has accomplished two of the four major goals established in this document.

First, Tri County was honored with the state's highest quality award, The Oklahoma Quality Award for Excellence. Second, Tri County eclipsed their overall *Vision2020* enrollment goal of 15,000 by exceeding 21,000 enrollments in FY16. Most notable is Tri County's staff commitment to ensuring life-changing learning experiences through their personal contributions to Tri County's Foundation. In FY16, the TCT Foundation pledged over \$150,000 in scholarships. This generous support was made possible in part by 100% of TCT educators pledging over \$56,000.

Finally, in FY16, Great Place to Work® and *Fortune* recognized Tri County Tech as the 62nd Best on the 100 Best Workplaces for Women list and 46th of the country's 50 Best Workplaces for Giving Back.

Definitions of all terms can be found in the overview at the beginning of this document.

Data provided by the following sources: ¹ Office of Accountability, State of Oklahoma

² Oklahoma Department of Career and Technology Education, Technology Center Services Division

⁴ Oklahoma Department of Education

⁵ Technology Center

³ Oklahoma Department of Career and Technology Education, Information Management Division