

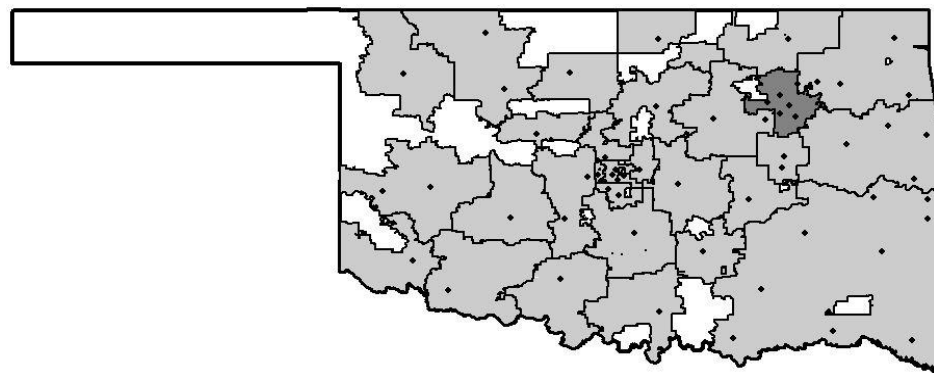
TULSA TECHNOLOGY CENTER DISTRICT

Oklahoma's CareerTech Districts:

**P. O. Box 477200
Tulsa, Oklahoma 74147-7200
(918) 828-5000**

Dr. Steve Tiger, Superintendent

www.tulsatech.edu



DISTRICT OVERVIEW

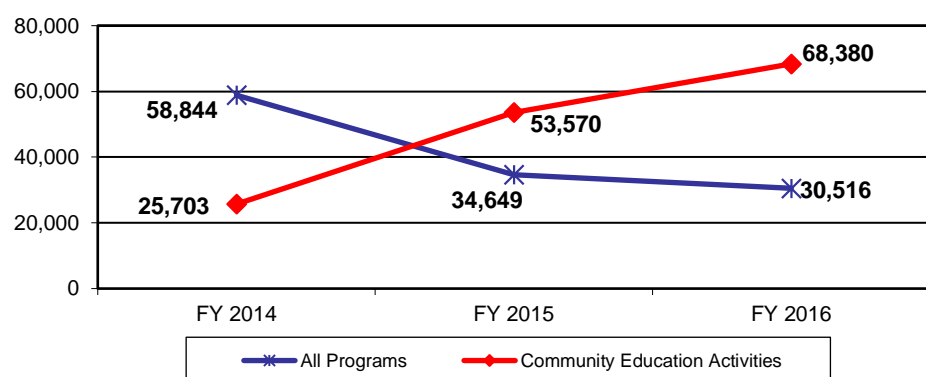
Demographic Data ³ (FY 16)

	Technology Center District Enrollment	Technology Centers Statewide Average
Caucasian	66.0%	68.5%
African American	10.5%	7.7%
Asian	3.7%	1.2%
Hispanic	8.4%	10.0%
American Indian	8.5%	10.5%
Two or More Races	2.8%	2.1%
Highest Educational Level for Adults Age 25+		
College Degree	49.6%	35.7%
H.S. Diploma w/o College Degree	47.7%	56.7%
Less than 12th Grade Education	2.7%	7.7%
Economically Disadvantaged Full-Time Secondary Students	3.2%	27.9%

Cost Per Student ² (FY 16)

	Technology Center District	Statewide
Average Cost Per FTE Enrollment in Career Majors	\$11,192	\$9,637
Average Cost Per Enrollment in Bus. & Industry Programs	\$109	\$118

Total Enrollment (FY 16) ³



District Population & Partner Schools ^{1 & 3}

District population is 687,157 based on 2010 census data. School districts served are Berryhill, Bixby, Broken Arrow, Catoosa, *Collinsville, Glenpool, Jenks, Keystone, Liberty, *Owasso, Sand Springs, Skiatook, Sperry, Tulsa and Union.

*Only portions of these school districts are members of the technology center district.

Financial Data ² (FY 16)

	Technology Center District	Technology Center %	Statewide %
REVENUE			
General Fund Revenue			
Revenue			
Local Funds	\$58,526,126	87.0%	75.1%
Local Ad Valorem	\$49,602,819	84.8%	85.0%
Adult Tuition	\$5,222,527	8.9%	9.1%
Local Other	\$3,700,780	6.3%	5.9%
State Funds	\$5,742,841	8.5%	20.1%
Federal Funds	\$3,015,654	4.5%	4.8%
Total General Fund Revenue	\$67,284,621	100.0%	100.0%
Building Fund Revenue			
Total Local Revenue	\$31,842,708	100.0%	
Local Taxes	\$30,648,668	96.3%	
Local Other Sources	\$1,194,040	3.7%	
State	\$4	0.0%	
Federal	\$0	0.0%	
Total Building Fund Revenue	\$31,842,712	100.0%	
TOTAL REVENUE:			\$99,127,333
General and Building Fund Expenditures			
Classroom Activity & Instructional Support	\$37,118,826	52.3%	61.2%
Guidance & Counseling	\$5,217,821	7.4%	5.1%
General Administration	\$766,705	1.1%	2.6%
General Support	\$13,904,385	19.6%	13.6%
Student Transportation	\$2,820,811	4.0%	2.9%
Operation of Plant	\$11,141,298	15.7%	14.3%
Other Services	\$0	0.0%	0.3%
Subtotal:	\$70,969,847	100.0%	100.0%
Additional Expenditures			
Capital Outlay	\$13,898,176		
Student Financial Aid	\$1,890,136		
Other Expenditures	\$6,242,716		
Subtotal:	\$22,031,028		
TOTAL EXPENDITURES:			\$93,000,875

Definitions of all terms can be found in the overview at the beginning of this document.

Data provided by the following sources:

¹ Office of Accountability, State of Oklahoma

² Oklahoma Department of Career and Technology Education, Technology Center Services Division

³ Oklahoma Department of Career and Technology Education, Information Management Division

⁴ Oklahoma Department of Education

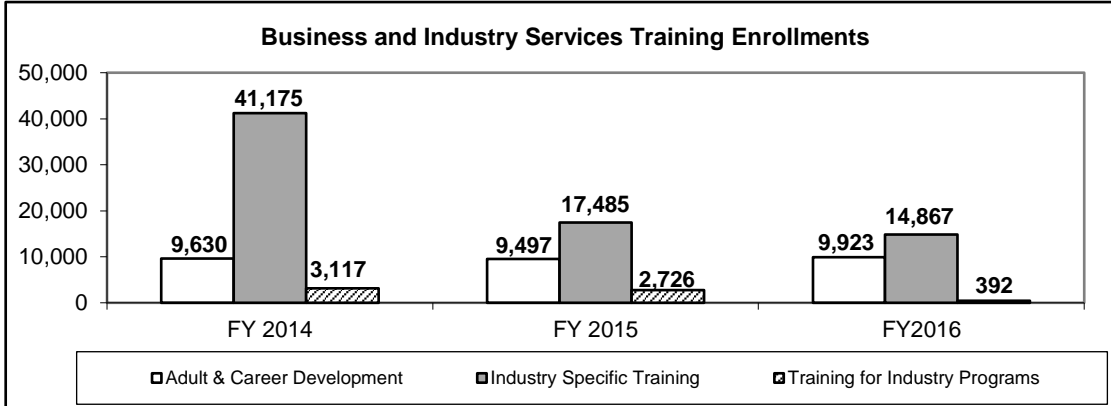
⁵ Technology Center

TULSA TECHNOLOGY CENTER DISTRICT

BUSINESS AND INDUSTRY SERVICES TRAINING ³

Business and Industry Services Course Statistics

Program Type (FY 16)	Number of Classes	Hours of Training
Adult and Career Development	1,282	24,224
Industry Specific Training	1,701	19,979
Training for Industry Programs	57	10,744
Total All Programs	3,040	54,947
Total Adjunct Instructors:	336	
Total Businesses & Industries Served:	603	

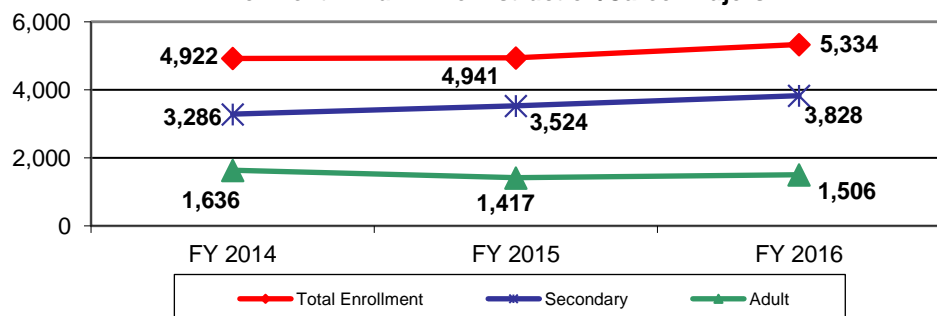


FULL-TIME INSTRUCTION AND CAREER MAJORS (FY 16) ³

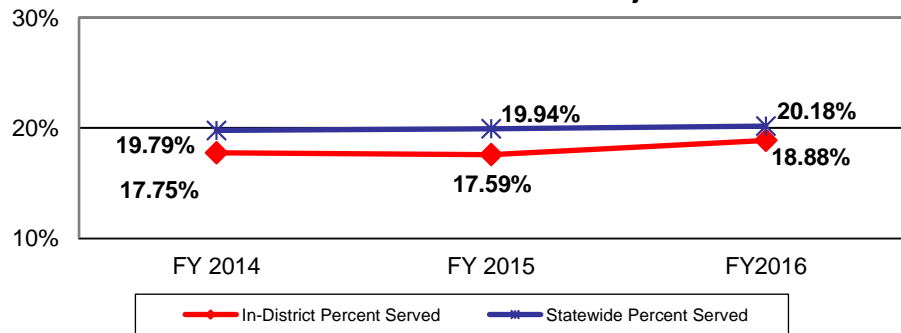
Instructors (FY 16) ²

Career Major Instructors	168
National Board Certified Instructors	10
Average Annual Salary for Instructors (base salary):	
10 month contract:	\$0
11 month contract:	\$57,136
12 month contract:	\$53,860

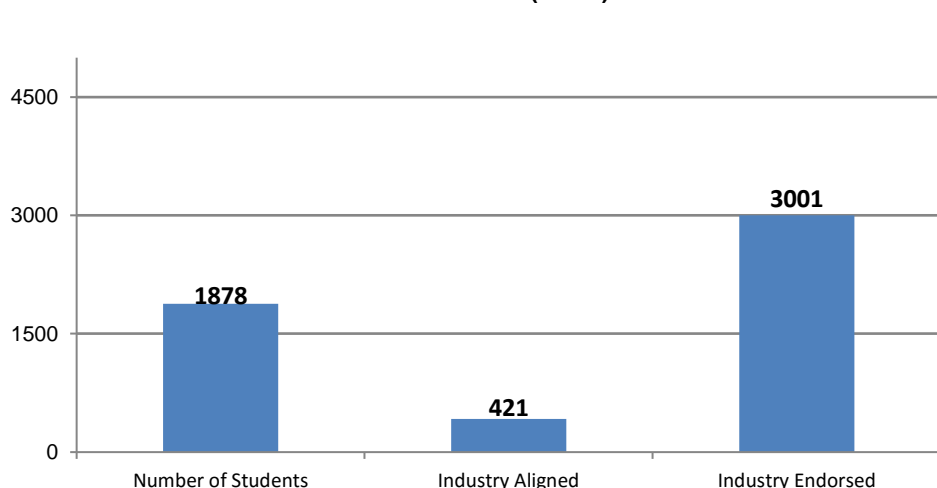
Enrollment in Full-Time Instruction/Career Majors



Percent of Eligible 11th and 12th Graders Enrolled in Full-Time Instruction/Career Majors ⁴



Certifications (FY 16) ³



Career Major Outcomes - Completion/Retention FY 16³

Technology Center			
Completion Status:	Secondary	Adult	All Students
Retained/Completers	90%	87%	89%
Transfers	0%	0%	0%
Leavers	10%	13%	11%
Statewide			
Completion Status:	Secondary	Adult	All Students
Retained/Completers	85%	87%	86%
Transfers	11%	2%	8%
Leavers	4%	11%	6%

Career Major Outcomes - Placement FY 16³

Technology Center			
Placement Status:	Secondary	Adult	All Students
Total Positive Placement	97%	92%	96%
Military	2%	1%	1%
Employed Related	14%	60%	27%
Employed Not Related	6%	14%	9%
Continuing Education	76%	17%	59%
Unemployed Seeking	2%	5%	3%
Not in Labor Force	1%	3%	1%
Statewide			
Placement Status:	Secondary	Adult	All Students
Total Positive Placement	96%	90%	94%
Military	3%	1%	2%
Employed Related	23%	66%	40%
Employed Not Related	6%	10%	8%
Continuing Education	63%	14%	44%
Unemployed Seeking	3%	5%	4%
Not in Labor Force	2%	4%	3%

PROJECTS AND UNIQUE ATTRIBUTES ⁵

Tulsa Tech was founded in 1965 as a part of Tulsa Public Schools and in 1973 began as an independent school district with one campus. Today, Tulsa Tech has six campuses and multiple training locations throughout Tulsa County serving thousands of students. By providing career and technical education as well as business services, Tulsa Tech is a key driver of economic development in northeast Oklahoma.

We engage businesses with our educational programs, resulting in a stronger workforce community where companies can thrive. Our diverse course offerings are designed to streamline the transition from the classroom to the real world. We invest in continuous improvements to ensure our training is in sync with today's savvy, competitive, global economy. As we look to the future, technology continues to play an increasing role in the development and delivery of Tulsa Tech programs and services as we strive to be the region's leader of career and technology education resulting in a quality job for every Tulsa Tech student and a skilled workforce for every company.

Definitions of all terms can be found in the overview at the beginning of this document.

Data provided by the following sources:

¹ Office of Accountability, State of Oklahoma

² Oklahoma Department of Career and Technology Education, Technology Center Services Division

³ Oklahoma Department of Career and Technology Education, Information Management Division

⁴ Oklahoma Department of Education

⁵ Technology Center