

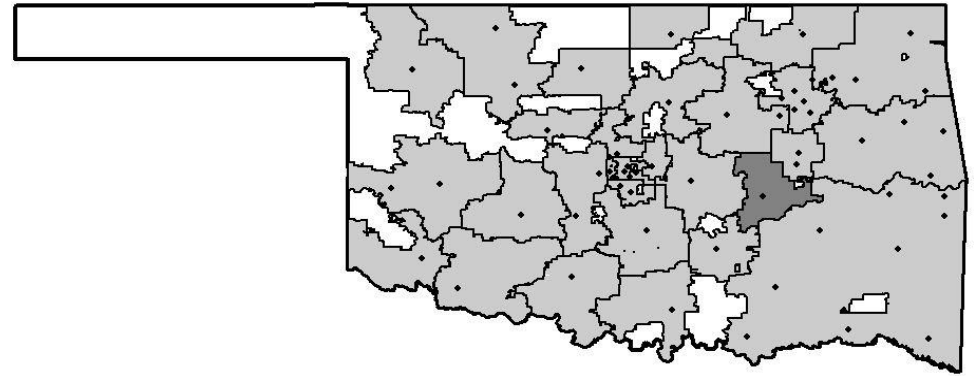
WES WATKINS TECHNOLOGY CENTER DISTRICT

**7892 Highway 9
Wetumka, Oklahoma 74147-7200
(405) 452-5500**

Mr. Wade Walling, Superintendent

www.wwtech.edu

Oklahoma's CareerTech Districts:



DISTRICT OVERVIEW

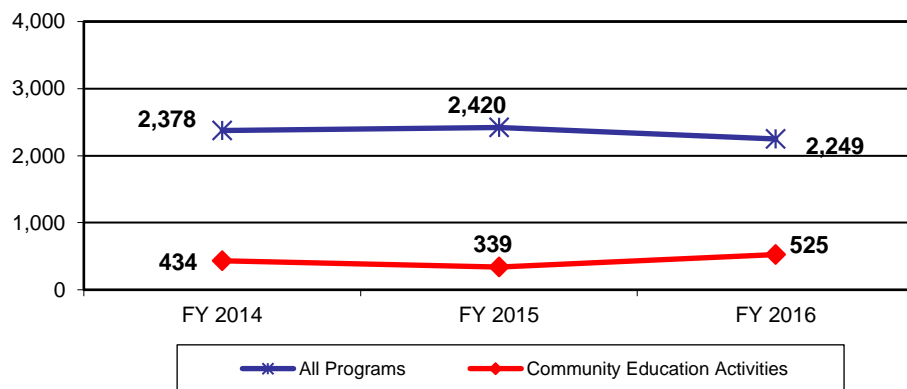
Demographic Data ³ (FY 16)

	Technology Center District Enrollment	Technology Centers Statewide Average
Caucasian	67.4%	68.5%
African American	4.2%	7.7%
Asian	0.1%	1.2%
Hispanic	2.2%	10.0%
American Indian	23.2%	10.5%
Two or More Races	2.9%	2.1%
Highest Educational Level for Adults Age 25+		
College Degree	41.7%	35.7%
H.S. Diploma w/o College Degree	51.3%	56.7%
Less than 12th Grade Education	7.0%	7.7%
Economically Disadvantaged Full-Time Secondary Students	74.3%	27.9%

Cost Per Student ² (FY 16)

	Technology Center District	Statewide
Average Cost Per FTE Enrollment in Career Majors	\$12,011	\$9,637
Average Cost Per Enrollment in Bus. & Industry Programs	\$149	\$118

Total Enrollment (FY 16) ³



District Population & Partner Schools ^{1 & 3}

District population is 21,096 based on 2010 census data. School districts served are Bearden, Graham-Dustin, Hanna, Holdenville, Mason, Moss, Okemah, Weleetka and Wetumka.

Financial Data ² (FY 16)

	Technology Center District	Technology Center %	Statewide %
REVENUE			
General Fund Revenue			
Revenue			
Local Funds	\$840,521	23.2%	75.1%
Local Ad Valorem	\$673,402	80.1%	85.0%
Adult Tuition	\$128,443	15.3%	9.1%
Local Other	\$38,676	4.6%	5.9%
State Funds	\$2,433,412	67.1%	20.1%
Federal Funds	\$351,440	9.7%	4.8%
Total General Fund Revenue	\$3,625,372	100.0%	100.0%
Building Fund Revenue			
Total Local Revenue	\$623,521	0.0%	
Local Taxes	\$623,485	0.0%	
Local Other Sources	\$35	0.0%	
State	\$0	0.0%	
Federal	\$0	0.0%	
Total Building Fund Revenue	\$623,521	100.0%	
TOTAL REVENUE:	\$4,248,892		
General and Building Fund Expenditures			
Classroom Activity & Instructional Support	\$1,791,320	52.8%	61.2%
Guidance & Counseling	\$114,473	3.4%	5.1%
General Administration	\$206,302	6.1%	2.6%
General Support	\$603,038	17.8%	13.6%
Student Transportation	\$226,540	6.7%	2.9%
Operation of Plant	\$433,015	12.8%	14.3%
Other Services	\$15,938	0.5%	0.3%
Subtotal:	\$3,390,626	100.0%	100.0%
Additional Expenditures			
Capital Outlay	\$279,233		
Student Financial Aid	\$84,812		
Other Expenditures	\$85,854		
Subtotal:	\$449,899		
TOTAL EXPENDITURES:	\$3,840,525		

Definitions of all terms can be found in the overview at the beginning of this document.

Data provided by the following sources:

¹ Office of Accountability, State of Oklahoma

² Oklahoma Department of Career and Technology Education, Technology Center Services Division

³ Oklahoma Department of Career and Technology Education, Information Management Division

⁴ Oklahoma Department of Education

⁵ Technology Center

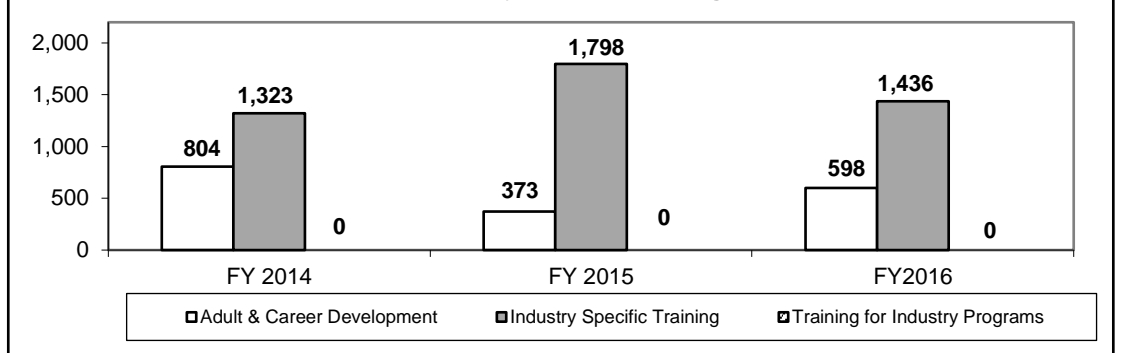
WES WATKINS TECHNOLOGY CENTER DISTRICT

BUSINESS AND INDUSTRY SERVICES TRAINING ³

Business and Industry Services Course Statistics

Program Type (FY 16)	Number of Classes	Hours of Training
Adult and Career Development	80	993
Industry Specific Training	148	2,504
Training for Industry Programs	0	0
Total All Programs	228	3,497
Total Adjunct Instructors:	62	
Total Businesses & Industries Served:	107	

Business and Industry Services Training Enrollments

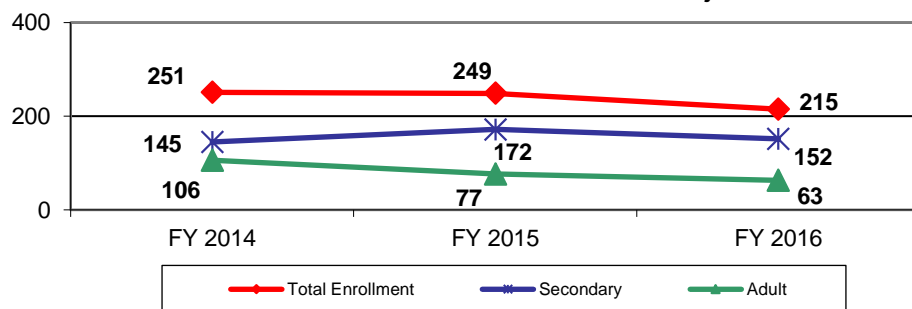


FULL-TIME INSTRUCTION AND CAREER MAJORS (FY 16) ³

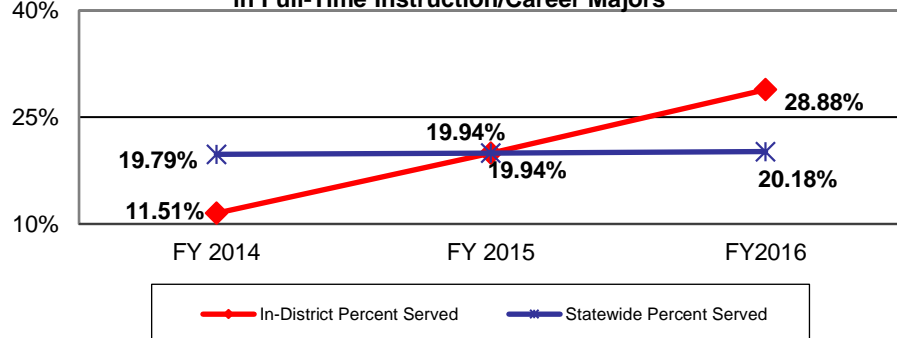
Instructors (FY 16) ²

Career Major Instructors	15
National Board Certified Instructors	1
Average Annual Salary for Instructors (base salary):	
10 month contract:	\$44,747
11 month contract:	\$0
12 month contract:	\$57,017

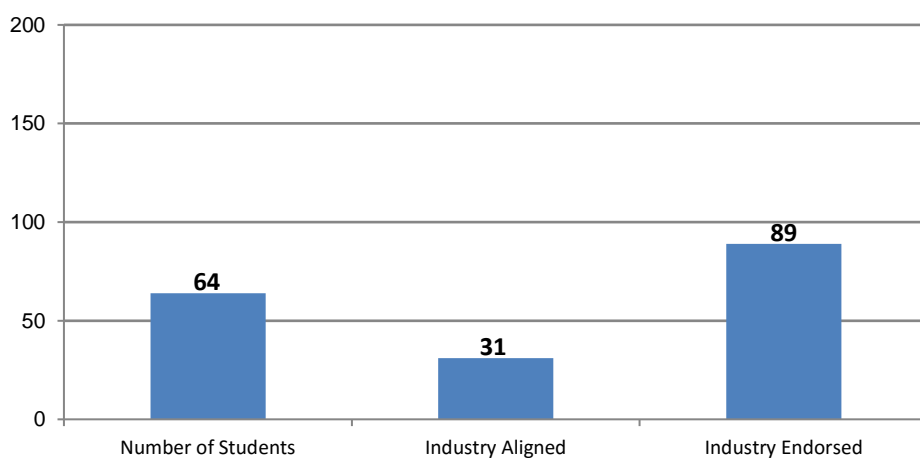
Enrollment in Full-Time Instruction/Career Majors



Percent of Eligible 11th and 12th Graders Enrolled in Full-Time Instruction/Career Majors ⁴



Certifications (FY 16) ³



Career Major Outcomes - Completion/Retention FY 16 ³

Technology Center			
Completion Status:	Secondary	Adult	All Students
Retained/Completers	82%	94%	86%
Transfers	17%	2%	12%
Leavers	1%	5%	2%

Statewide			
	Secondary	Adult	All Students
Retained/Completers	85%	87%	86%
Transfers	11%	2%	8%
Leavers	4%	11%	6%

Career Major Outcomes - Placement FY 16 ³

Technology Center			
Placement Status:	Secondary	Adult	All Students
Total Positive Placement	94%	78%	89%
Military	2%	0%	2%
Employed Related	34%	73%	46%
Employed Not Related	2%	5%	3%
Continuing Education	55%	0%	38%
Unemployed Seeking	0%	18%	6%
Not in Labor Force	6%	5%	6%

Statewide			
Placement Status:	Secondary	Adult	All Students
Total Positive Placement	96%	90%	94%
Military	3%	1%	2%
Employed Related	23%	66%	40%
Employed Not Related	6%	10%	8%
Continuing Education	63%	14%	44%
Unemployed Seeking	3%	5%	4%
Not in Labor Force	2%	4%	3%

PROJECTS AND UNIQUE ATTRIBUTES ⁵

Wes Watkins Technology Center prepares students for careers and gives them a competitive advantage to compete for the best jobs. WWTC has been recognized as a Gold Star School 24 times by meeting quality performance standards for Oklahoma technology centers.

WWTC has 14 fulltime career training programs in air conditioning and heating technician, biomedical science academy, building maintenance, business and information technology, computer science academy, construction, electrician, health careers, IT, multimedia, multi-skilled nursing assistant, practical nursing, surgical technology and welding .

Business and Industry Training, Adult Training and Development and Agriculture Business Management initiatives strive to attract, retain and grow jobs and businesses in our area, and build a stronger local economy. WWTC provides business and industry partners workforce resources and offers customized training. Partnerships include nine school districts and two higher education institutions. The school is active in Technology Centers That Work and recognized as a leader in school improvement initiatives.

Wes Watkins Technology Center is committed to achieving our Mission "A Job for Every Student and Workforce for Every Company."

Definitions of all terms can be found in the overview at the beginning of this document.

Data provided by the following sources: ¹ Office of Accountability, State of Oklahoma

² Oklahoma Department of Career and Technology Education, Technology Center Services Division

³ Oklahoma Department of Career and Technology Education, Information Management Division

⁴ Oklahoma Department of Education

⁵ Technology Center