

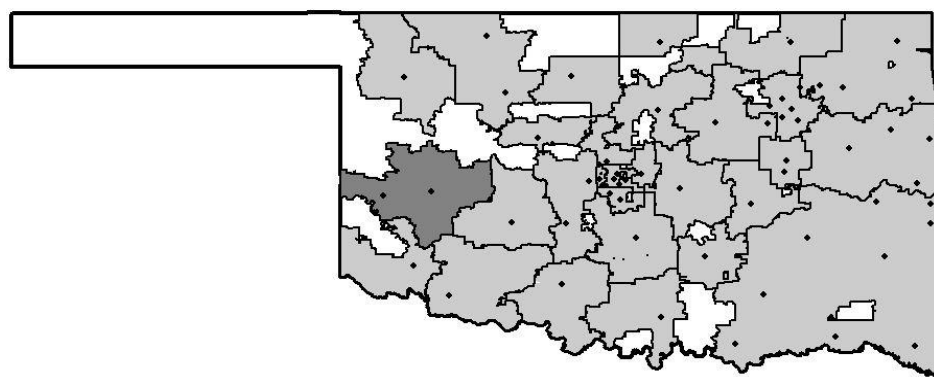
# WESTERN TECHNOLOGY CENTER DISTRICT

**621 Sooner Drive  
Burns Flat, Oklahoma 73624-1469  
(580) 562-3181**

**Mr. Hoyt Lewis, Superintendent**

www.westtech.edu

Oklahoma's CareerTech Districts:



## DISTRICT OVERVIEW

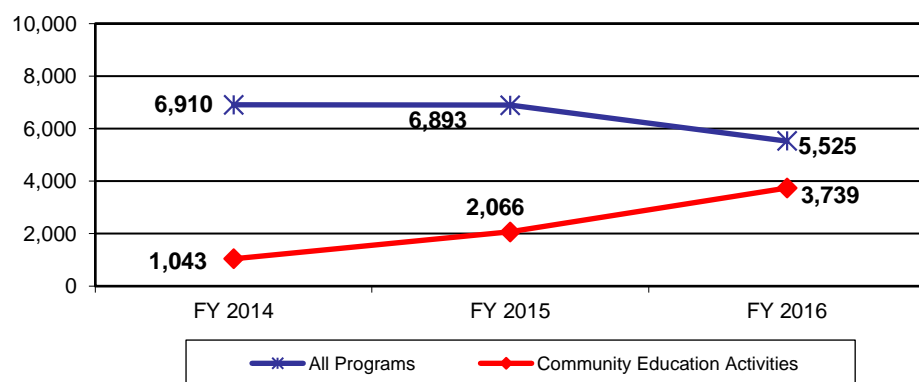
### Demographic Data <sup>3</sup> (FY 16)

	Technology Center District Enrollment	Technology Centers Statewide Average
Caucasian	69.7%	68.5%
African American	2.4%	7.7%
Asian	1.9%	1.2%
Hispanic	21.4%	10.0%
American Indian	3.2%	10.5%
Two or More Races	1.4%	2.1%
Highest Educational Level for Adults Age 25+		
College Degree	34.1%	35.7%
H.S. Diploma w/o College Degree	54.5%	56.7%
Less than 12th Grade Education	11.4%	7.7%
Economically Disadvantaged Full-Time Secondary Students	62.2%	27.9%

### Cost Per Student <sup>2</sup> (FY 16)

	Technology Center District	Statewide
Average Cost Per FTE Enrollment in Career Majors	\$12,212	\$9,637
Average Cost Per Enrollment in Bus. & Industry Programs	\$189	\$118

### Total Enrollment (FY 16) <sup>3</sup>



### District Population & Partner Schools <sup>1 & 3</sup>

District population is 62,157 based on 2010 census data. School districts served are Arapaho-Butler, Burns Flat-Dill City, Canute, Clinton, Cordell, Elk City, Hammon, Hobart, Lone Wolf, Merritt, Sayre, Sentinel, Sweetwater and Weatherford.

### Financial Data <sup>2</sup> (FY 16)

	Technology Center District	Technology Center %	Statewide %
<b>REVENUE</b>			
<b>General Fund Revenue</b>			
<b>Revenue</b>			
Local Funds	\$8,338,380	81.0%	75.1%
Local Ad Valorem	\$7,328,330	87.9%	85.0%
Adult Tuition	\$567,467	6.8%	9.1%
Local Other	\$442,582	5.3%	5.9%
State Funds	\$1,750,692	17.0%	20.1%
Federal Funds	\$201,875	2.0%	4.8%
<b>Total General Fund Revenue</b>	<b>\$10,290,946</b>	<b>100.0%</b>	<b>100.0%</b>
<b>Building Fund Revenue</b>			
Total Local Revenue	\$1,432,666	99.9%	
Local Taxes	\$1,431,194	99.9%	
Local Other Sources	\$1,472	0.1%	
State	\$1,357	0.1%	
Federal	\$0	0.0%	
<b>Total Building Fund Revenue</b>	<b>\$1,434,022</b>	<b>100.0%</b>	
<b>TOTAL REVENUE:</b>		<b>\$11,724,969</b>	
<b>General and Building Fund Expenditures</b>			
Classroom Activity & Instructional Support	\$4,579,572	48.3%	61.2%
Guidance & Counseling	\$399,460	4.2%	5.1%
General Administration	\$300,848	3.2%	2.6%
General Support	\$2,260,002	23.8%	13.6%
Student Transportation	\$394,605	4.2%	2.9%
Operation of Plant	\$1,545,758	16.3%	14.3%
Other Services	\$0	0.0%	0.3%
<b>Subtotal:</b>	<b>\$9,480,245</b>	<b>100.0%</b>	<b>100.0%</b>
<b>Additional Expenditures</b>			
Capital Outlay	\$589,702		
Student Financial Aid	\$0		
Other Expenditures	\$551,175		
<b>Subtotal:</b>	<b>\$1,140,877</b>		
<b>TOTAL EXPENDITURES:</b>		<b>\$10,621,122</b>	

Definitions of all terms can be found in the overview at the beginning of this document.

Data provided by the following sources:

<sup>1</sup> Office of Accountability, State of Oklahoma

<sup>2</sup> Oklahoma Department of Career and Technology Education, Technology Center Services Division

<sup>3</sup> Oklahoma Department of Career and Technology Education, Information Management Division

<sup>4</sup> Oklahoma Department of Education

<sup>5</sup> Technology Center

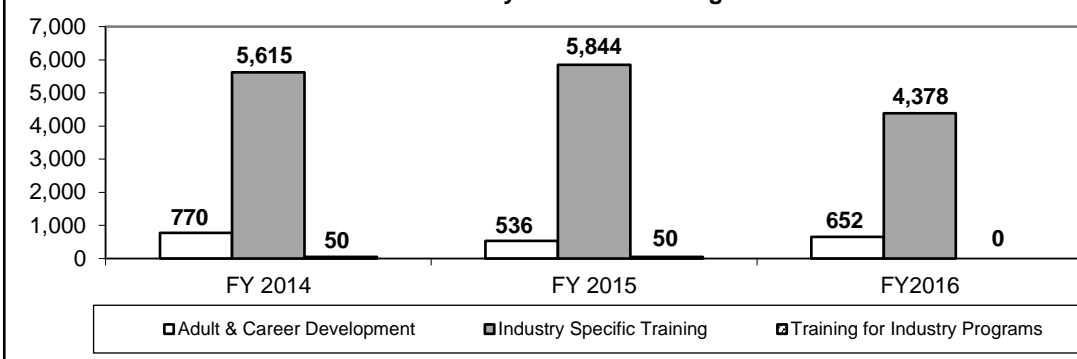
# WESTERN TECHNOLOGY CENTER DISTRICT

## BUSINESS AND INDUSTRY SERVICES TRAINING <sup>3</sup>

### Business and Industry Services Course Statistics

Program Type (FY 16)	Number of Classes	Hours of Training
Adult and Career Development	91	3,381
Industry Specific Training	561	4,877
Training for Industry Programs	0	0
<b>Total All Programs</b>	<b>652</b>	<b>8,258</b>
Total Adjunct Instructors:	228	
Total Businesses & Industries Served:	238	

### Business and Industry Services Training Enrollments

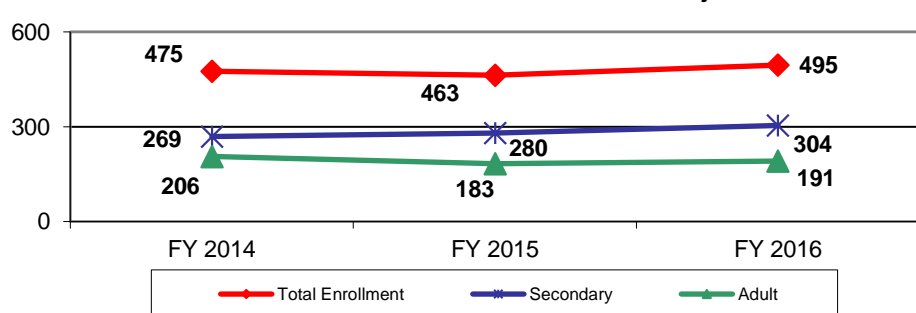


## FULL-TIME INSTRUCTION AND CAREER MAJORS (FY 16) <sup>3</sup>

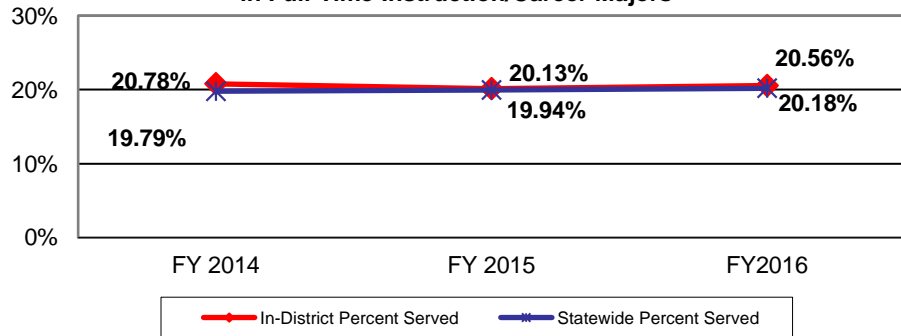
### Instructors (FY 16) <sup>2</sup>

Career Major Instructors	27
National Board Certified Instructors	1
Average Annual Salary for Instructors (base salary):	
10 month contract:	\$50,086
11 month contract:	\$51,987
12 month contract:	\$0

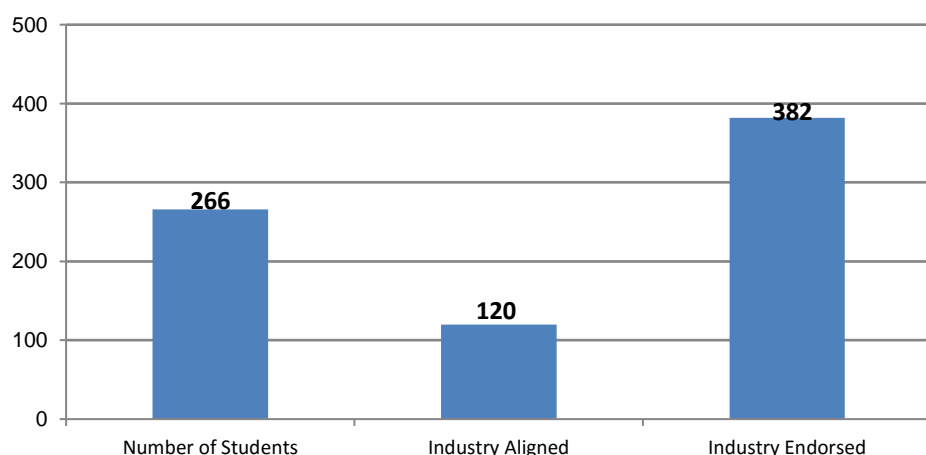
### Enrollment in Full-Time Instruction/Career Majors



### Percent of Eligible 11th and 12th Graders Enrolled in Full-Time Instruction/Career Majors <sup>4</sup>



### Certifications (FY 16) <sup>3</sup>



### Career Major Outcomes - Completion/Retention FY 16<sup>3</sup>

Technology Center			
Completion Status:	Secondary	Adult	All Students
Retained/Completers	81%	88%	83%
Transfers	19%	2%	12%
Leavers	1%	10%	4%

Statewide			
	Secondary	Adult	All Students
Retained/Completers	85%	87%	86%
Transfers	11%	2%	8%
Leavers	4%	11%	6%

### Career Major Outcomes - Placement FY 16<sup>3</sup>

Technology Center			
Placement Status:	Secondary	Adult	All Students
<b>Total Positive Placement</b>	93%	95%	94%
Military	3%	0%	2%
Employed Related	39%	77%	59%
Employed Not Related	6%	11%	9%
Continuing Education	45%	7%	25%
Unemployed Seeking	6%	3%	4%
Not in Labor Force	2%	2%	2%

Statewide			
Placement Status:	Secondary	Adult	All Students
<b>Total Positive Placement</b>	96%	90%	94%
Military	3%	1%	2%
Employed Related	23%	66%	40%
Employed Not Related	6%	10%	8%
Continuing Education	63%	14%	44%
Unemployed Seeking	3%	5%	4%
Not in Labor Force	2%	4%	3%

## PROJECTS AND UNIQUE ATTRIBUTES <sup>5</sup>

Western Technology Center partners with 14 school districts and with business and industry throughout western Oklahoma "Educating People for Success". Through customized business and training, course curriculum is developed for today's workplace. Individualized instruction, hands-on experiences and industry certifications are available. Oilfield/Safety Training, Human Resource Training and numerous short-term adult professional and personal development courses are offered at WTC's five campus locations: Burns Flat, Elk City, Hobart, Sayre and Weatherford. WTC's -Elk City campus serves all of Oklahoma with specialized training for Fire, Law Enforcement and Emergency personnel.

WTC and the University of Oklahoma College of Dentistry join to offer the baccalaureate requirements for a Dental Hygiene degree at the Weatherford campus. Additionally, WTC offers Workforce 2000 for adults and high school equivalency preparation courses. WTC has training in 23 career areas and students can validate competencies through WorkKeys and occupational certifications measuring students' skills critical to job success. College preparatory courses such as Teacher Prep and WTC's STEM education prepare students to succeed through Project Lead the Way's Biomedical Academy and Pre-Engineering rigorous math and science courses. Secondary students (grades 11 & 12) living within the district are eligible to attend WTC tuition-free as an extension of their education plan and school schedule.

Definitions of all terms can be found in the overview at the beginning of this document.

Data provided by the following sources:

<sup>1</sup> Office of Accountability, State of Oklahoma

<sup>2</sup> Oklahoma Department of Career and Technology Education, Technology Center Services Division

<sup>3</sup> Oklahoma Department of Career and Technology Education, Information Management Division

<sup>4</sup> Oklahoma Department of Education

<sup>5</sup> Technology Center