

# Oklahoma Department of Career and Technology Education

*career*tech

Information Commons

October 2016

## Kiamichi Technology Centers

### Building and Grounds Cleaning and Maintenance Occupations



# Parameters

## Occupations

---

Code	Description
37-0000	Building and Grounds Cleaning and Maintenance Occupations

---

## Regions

14 items selected. See Appendix A for details.

## Timeframe

2015 - 2016

## Datarun

2016.3 – QCEW Employees, Non-QCEW Employees, and Self-Employed


Building and Grounds Cleaning and Maintenance Occupations in Kiamichi Technology Center

## Occupation Summary for Building and Grounds Cleaning and Maintenance Occupations

<b>3,864</b> Jobs (2016) 2% above National average	<b>0.9%</b> % Change (2015-2016) Nation: 2.1%	<b>\$10.22/hr</b> Median Hourly Earnings Nation: \$12.02/hr
----------------------------------------------------------	-----------------------------------------------------	-------------------------------------------------------------------

### Growth

<b>3,828</b> 2015 Jobs	<b>3,864</b> 2016 Jobs	<b>36</b> Change (2015-2016)	<b>0.9%</b> % Change (2015-2016)
---------------------------	---------------------------	---------------------------------	-------------------------------------

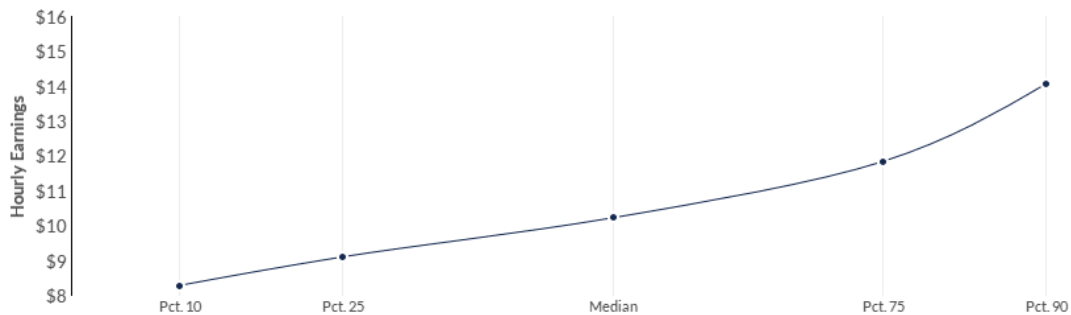


Occupation	2015 Jobs	2016 Jobs	Change	% Change
First-Line Supervisors of Housekeeping and Janitorial Workers (37-1011)	191	193	2	1%
First-Line Supervisors of Landscaping, Lawn Service, and Groundskeeping Workers (37-1012)	92	93	1	1%
Janitors and Cleaners, Except Maids and Housekeeping Cleaners (37-2011)	1,682	1,694	12	1%
Maids and Housekeeping Cleaners (37-2012)	1,124	1,129	5	0%
Building Cleaning Workers, All Other (37-2019)	5	5	0	0%
Pest Control Workers (37-2021)	62	66	4	6%

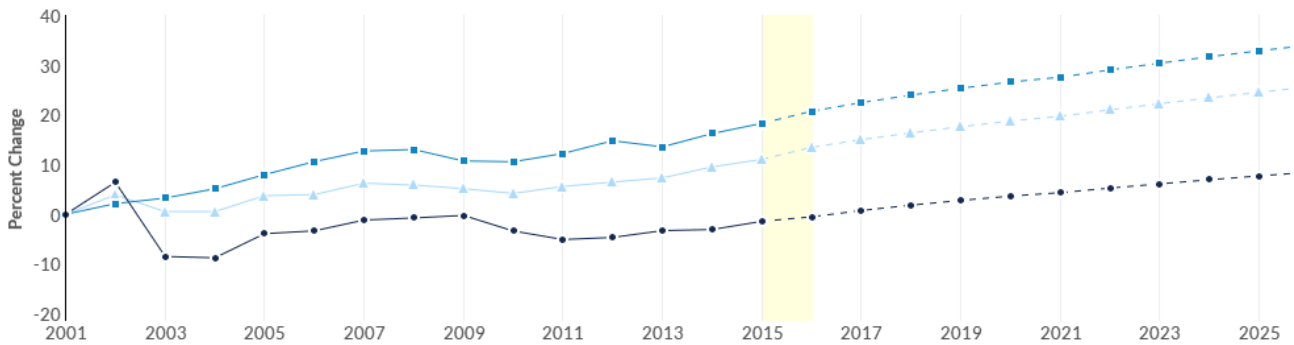
Occupation	2015 Jobs	2016 Jobs	Change	% Change
Landscaping and Groundskeeping Workers (37-3011)	618	628	10	2%
Pesticide Handlers, Sprayers, and Applicators, Vegetation (37-3012)	22	22	0	0%
Tree Trimmers and Pruners (37-3013)	24	25	1	4%
Grounds Maintenance Workers, All Other (37-3019)	8	8	0	0%

## Percentile Earnings for Building and Grounds Cleaning and Maintenance Occupations (37-0000)

<b>\$9.10/hr</b>	<b>\$10.22/hr</b>	<b>\$11.84/hr</b>
25th Percentile Earnings	Median Earnings	75th Percentile Earnings

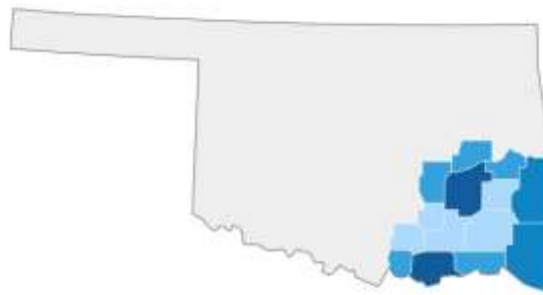


## Regional Trends



	Region	2015 Jobs	2016 Jobs	Change	% Change
●	Region	3,828	3,864	36	0.9%
●	United States	5,884,451	6,005,558	121,107	2.1%
●	Oklahoma	61,991	63,342	1,351	2.2%


## Regional Breakdown



County	2016 Jobs
Bryan County, OK	721
Pittsburg County, OK	678
Le Flore County, OK	542

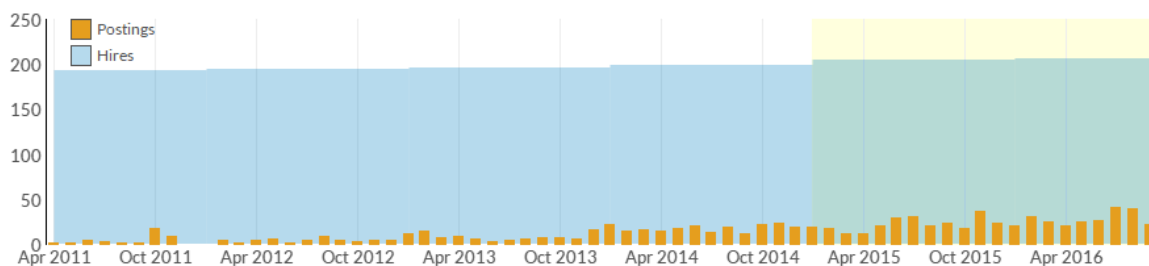
County	2016 Jobs
McCurtain County, OK	415
Choctaw County, OK	252

## Job Postings Summary



There were **1,784** total job postings for your selection from January 2015 to September 2016, of which **511** were unique. These numbers give us a Posting Intensity of **3-to-1**, meaning that for every 3 postings there is 1 unique job posting. This is lower than the Posting Intensity for all other occupations and companies in the region (7-to-1), indicating that they may not be trying as hard to hire for this position.

## Job Postings vs. Hires



Occupation	Avg Monthly Postings (Jan 2015 - Sep 2016)	Avg Monthly Hires (Jan 2015 - Sep 2016)
Building and Grounds Cleaning and Maintenance Occupations	24	205

## Occupation Gender Breakdown



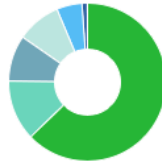
	Gender	2016 Jobs	2016 Percent
•	Males	2,182	56.5%
•	Females	1,682	43.5%

## Occupation Age Breakdown



	Age	2016 Jobs	2016 Percent
•	14-18	70	1.8%
•	19-24	304	7.9%
•	25-34	549	14.2%
•	35-44	770	19.9%
•	45-54	1,014	26.3%
•	55-64	773	20.0%
•	65+	385	10.0%

## Occupation Race/Ethnicity Breakdown



	Race/Ethnicity	2016 Jobs	2016 Percent
●	White	2,427	62.8%
●	Hispanic or Latino	479	12.4%
●	Black or African American	363	9.4%
●	American Indian or Alaska Native	349	9.0%
●	Two or More Races	201	5.2%
●	Asian	42	1.1%
●	Native Hawaiian or Other Pacific Islander	2	0.0%

## Occupational Programs

	5 Programs (2015)	196 Completions (2015)	141 Openings (2015)
CIP Code	Program	Completions (2015)	
52.0201	Business Administration and Management, General	183	
01.0605	Landscaping and Groundskeeping	9	
46.0401	Building/Property Maintenance	4	
52.0299	Business Administration, Management and Operations, Other	0	
01.0601	Applied Horticulture/Horticulture Operations, General	0	



## Industries Employing Building and Grounds Cleaning and Maintenance Occupations

Industry	Occupation Jobs in Industry (2016)	% of Occupation in Industry (2016)	% of Total Jobs in Industry (2016)
Local Government, Excluding Education and Hospitals	604	15.6%	5.0%
Elementary and Secondary Schools (Local Government)	459	11.9%	5.9%
Landscaping Services	426	11.0%	92.2%
Janitorial Services	319	8.2%	89.1%
Hotels (except Casino Hotels) and Motels	270	7.0%	36.1%

# Appendix A - Regions

Code	Description
40005	Atoka County, OK
40013	Bryan County, OK
40023	Choctaw County, OK
40029	Coal County, OK
40061	Haskell County, OK
40063	Hughes County, OK
40069	Johnston County, OK
40077	Latimer County, OK
40079	Le Flore County, OK
40089	McCurtain County, OK
40091	McIntosh County, OK
40095	Marshall County, OK
40121	Pittsburg County, OK
40127	Pushmataha County, OK

# Appendix B - Data Sources and Calculations

## Location Quotient

Location quotient (LQ) is a way of quantifying how concentrated a particular industry, cluster, occupation, or demographic group is in a region as compared to the nation. It can reveal what makes a particular region unique in comparison to the national average.

## Occupation Data

Emsi occupation employment data are based on final Emsi industry data and final Emsi staffing patterns. Wage estimates are based on Occupational Employment Statistics (QCEW and Non-QCEW Employees classes of worker) and the American Community Survey (Self-Employed and Extended Proprietors). Occupational wage estimates also affected by county-level Emsi earnings by industry.

## CareerBuilder/Emsi Job Postings

Job postings are collected from various sources and processed/enriched by Careerbuilder to provide information such as standardized company name, occupation, skills, and geography. Emsi performs additional filtering and processing to improve compatibility with Emsi data.

## Completers Data

The completers data in this report is taken directly from the national IPEDS database published by the U.S. Department of Education's National Center for Education Statistics.

## Institution Data

The institution data in this report is taken directly from the national IPEDS database published by the U.S. Department of Education's National Center for Education Statistics.

## State Data Sources

This report uses state data from the following agencies: Oklahoma Employment Security Commission