

Oklahoma Department of Career and Technology Education

*career*tech

Information Commons

October 2016

Kiamichi Technology Centers

Personal Care and Service Occupations



Parameters

Occupations

Code	Description
39-0000	Personal Care and Service Occupations

Regions

14 items selected. See Appendix A for details.

Timeframe

2015 - 2016

Datarun

2016.3 – QCEW Employees, Non-QCEW Employees, and Self-Employed


Personal Care and Service Occupations in Kiamichi Technology Center

Occupation Summary for Personal Care and Service Occupations

4,086 Jobs (2016) 1% above National average	-0.8% % Change (2015-2016) Nation: 2.4%	\$10.31/hr Median Hourly Earnings Nation: \$11.21/hr
---	---	--

Growth

4,118 2015 Jobs	4,086 2016 Jobs	-32 Change (2015-2016)	-0.8% % Change (2015-2016)
---------------------------	---------------------------	---	---



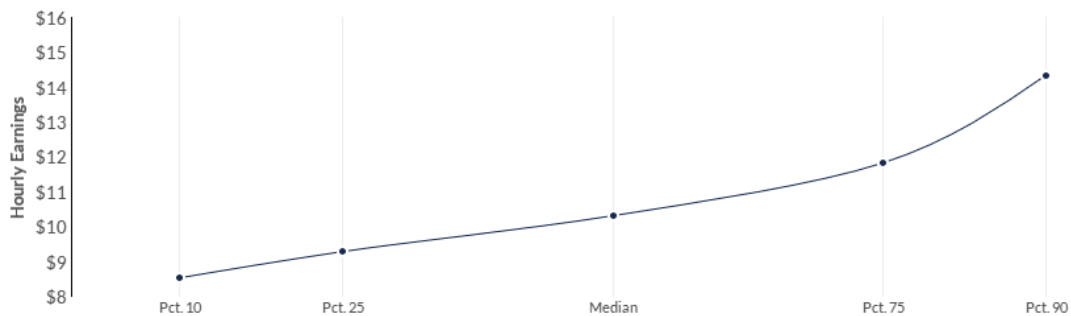
Occupation	2015 Jobs	2016 Jobs	Change	% Change
Gaming Supervisors (39-1011)	168	172	4	2%
Slot Supervisors (39-1012)	38	36	-2	-5%
First-Line Supervisors of Personal Service Workers (39-1021)	163	163	0	0%
Animal Trainers (39-2011)	45	44	-1	-2%
Nonfarm Animal Caretakers (39-2021)	114	112	-2	-2%
Gaming Dealers (39-3011)	242	245	3	1%
Gaming and Sports Book Writers and Runners (39-3012)	62	62	0	0%
Gaming Service Workers, All Other (39-3019)	34	34	0	0%
Motion Picture Projectionists	3	3	0	0%

Occupation	2015 Jobs	2016 Jobs	Change	% Change
(39-3021)				
Ushers, Lobby Attendants, and Ticket Takers (39-3031)	14	16	2	14%
Amusement and Recreation Attendants (39-3091)	73	76	3	4%
Costume Attendants (39-3092)	8	8	0	0%
Locker Room, Coatroom, and Dressing Room Attendants (39-3093)	7	7	0	0%
Entertainment Attendants and Related Workers, All Other (39-3099)	44	46	2	5%
Embalmers (39-4011)	29	26	-3	-10%
Funeral Attendants (39-4021)	78	72	-6	-8%
Morticians, Undertakers, and Funeral Directors (39-4031)	42	40	-2	-5%
Barbers (39-5011)	44	40	-4	-9%
Hairdressers, Hairstylists, and Cosmetologists (39-5012)	447	443	-4	-1%
Makeup Artists, Theatrical and Performance (39-5091)	1	1	0	0%
Manicurists and Pedicurists (39-5092)	38	40	2	5%
Shampooers (39-5093)	6	7	1	17%
Skincare Specialists (39-5094)	20	21	1	5%
Baggage Porters and Bellhops (39-6011)	17	18	1	6%
Concierges (39-6012)	11	12	1	9%
Tour Guides and Escorts (39-7011)	24	24	0	0%
Travel Guides (39-7012)	3	3	0	0%
Childcare Workers (39-9011)	602	565	-37	-6%
Personal Care Aides (39-9021)	1,403	1,407	4	0%

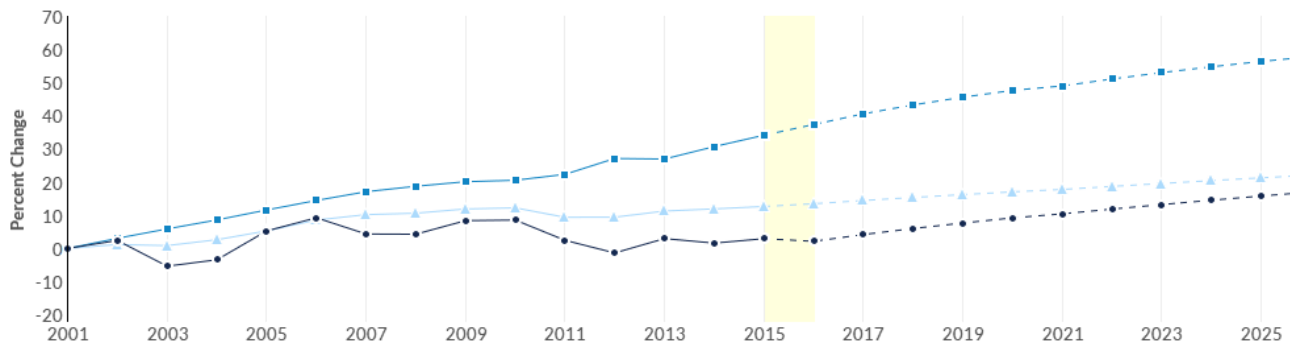
Occupation	2015 Jobs	2016 Jobs	Change	% Change
Fitness Trainers and Aerobics Instructors (39-9031)	88	93	5	6%
Recreation Workers (39-9032)	137	142	5	4%
Residential Advisors (39-9041)	64	64	0	0%
Personal Care and Service Workers, All Other (39-9099)	46	46	0	0%

Percentile Earnings for Personal Care and Service Occupations (39-0000)

\$9.28/hr 25th Percentile Earnings	\$10.31/hr Median Earnings	\$11.83/hr 75th Percentile Earnings
--	--------------------------------------	---

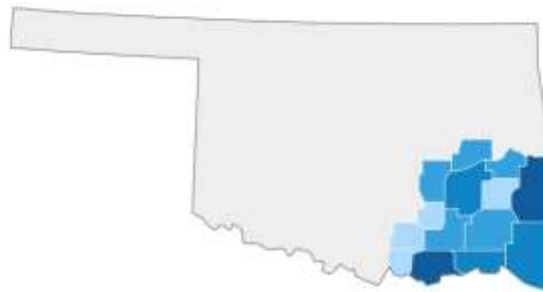


Regional Trends



	Region	2015 Jobs	2016 Jobs	Change	% Change
●	Region	4,118	4,086	-32	-0.8%
●	United States	6,280,961	6,432,674	151,713	2.4%
●	Oklahoma	59,472	59,906	434	0.7%

Regional Breakdown



County	2016 Jobs
Le Flore County, OK	740
Bryan County, OK	675
Pittsburg County, OK	461
McCurtain County, OK	426

County

2016 Jobs

Choctaw County, OK

332

Job Postings Summary

700

Unique Postings (Jan 2015 - Sep 2016)

5,677 Total Postings

8 : 1

Posting Intensity (Jan 2015 - Sep 2016)

Regional Average: 7 : 1



There were **5,677** total job postings for your selection from January 2015 to September 2016, of which **700** were unique. These numbers give us a Posting Intensity of **8-to-1**, meaning that for every 8 postings there is 1 unique job posting. This is close to the Posting Intensity for all other occupations and companies in the region (7-to-1), indicating that they are putting average effort toward hiring for this position.

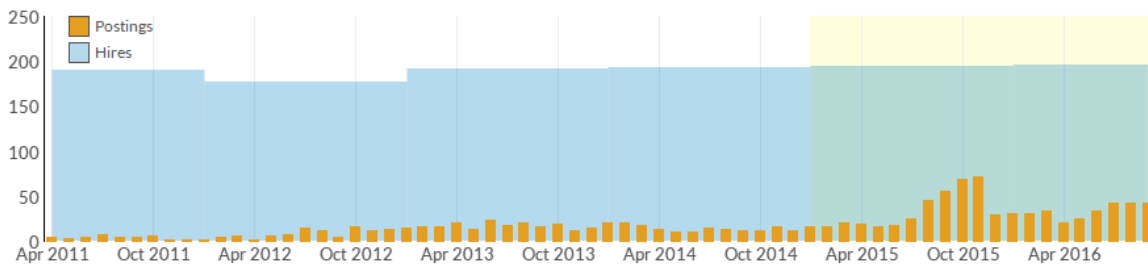
Job Postings vs. Hires

33

Avg. Monthly Postings (Jan 2015 - Sep 2016)

196

Avg. Monthly Hires (Jan 2015 - Sep 2016)



Occupation	Avg Monthly Postings (Jan 2015 - Sep 2016)	Avg Monthly Hires (Jan 2015 - Sep 2016)
Personal Care and Service Occupations	33	196

Occupation Gender Breakdown



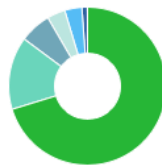
	Gender	2016 Jobs	2016 Percent
•	Males	1,050	25.7%
•	Females	3,036	74.3%

Occupation Age Breakdown



	Age	2016 Jobs	2016 Percent
•	14-18	73	1.8%
•	19-24	494	12.1%
•	25-34	815	20.0%
•	35-44	859	21.0%
•	45-54	790	19.3%
•	55-64	664	16.2%
•	65+	391	9.6%

Occupation Race/Ethnicity Breakdown



	Race/Ethnicity	2016 Jobs	2016 Percent
●	White	2,871	70.3%
●	American Indian or Alaska Native	608	14.9%
●	Black or African American	263	6.4%
●	Hispanic or Latino	152	3.7%
●	Two or More Races	144	3.5%
●	Asian	45	1.1%
●	Native Hawaiian or Other Pacific Islander	2	0.0%

Occupational Programs

18 Programs (2015)		482 Completions (2015)	148 Openings (2015)
CIP Code	Program	Completions (2015)	
52.0201	Business Administration and Management, General	183	
12.0401	Cosmetology/Cosmetologist, General	89	
19.0709	Child Care Provider/Assistant	61	
13.1314	Physical Education Teaching and Coaching	46	
19.0706	Child Development	31	

Industries Employing Personal Care and Service Occupations

Industry	Occupation Jobs in Industry (2016)	% of Occupation in Industry (2016)	% of Total Jobs in Industry (2016)
Local Government, Excluding Education and Hospitals	850	20.8%	7.1%
Home Health Care Services	636	15.6%	26.5%
Beauty Salons	449	11.0%	97.8%
Services for the Elderly and Persons with Disabilities	363	8.9%	63.5%
Child Day Care Services	246	6.0%	52.8%

Appendix A - Regions

Code	Description
40005	Atoka County, OK
40013	Bryan County, OK
40023	Choctaw County, OK
40029	Coal County, OK
40061	Haskell County, OK
40063	Hughes County, OK
40069	Johnston County, OK
40077	Latimer County, OK
40079	Le Flore County, OK
40089	McCurtain County, OK
40091	McIntosh County, OK
40095	Marshall County, OK
40121	Pittsburg County, OK
40127	Pushmataha County, OK

Appendix B - Data Sources and Calculations

Location Quotient

Location quotient (LQ) is a way of quantifying how concentrated a particular industry, cluster, occupation, or demographic group is in a region as compared to the nation. It can reveal what makes a particular region unique in comparison to the national average.

Occupation Data

Emsi occupation employment data are based on final Emsi industry data and final Emsi staffing patterns. Wage estimates are based on Occupational Employment Statistics (QCEW and Non-QCEW Employees classes of worker) and the American Community Survey (Self-Employed and Extended Proprietors). Occupational wage estimates also affected by county-level Emsi earnings by industry.

CareerBuilder/Emsi Job Postings

Job postings are collected from various sources and processed/enriched by Careerbuilder to provide information such as standardized company name, occupation, skills, and geography. Emsi performs additional filtering and processing to improve compatibility with Emsi data.

Completers Data

The completers data in this report is taken directly from the national IPEDS database published by the U.S. Department of Education's National Center for Education Statistics.

Institution Data

The institution data in this report is taken directly from the national IPEDS database published by the U.S. Department of Education's National Center for Education Statistics.

State Data Sources

This report uses state data from the following agencies: Oklahoma Employment Security Commission