

Oklahoma

Oklahoma Department of Career and Technology Education



Contents

Report Parameters	1
Economy Overview	2
Historic & Projected Trends	4
Population Characteristics	8
Industry Characteristics	10
Business Characteristics	16
Workforce Characteristics	18
Educational Pipeline	25
In-Demand Skills	26

Report Parameters

1 State

40	Oklahoma
----	----------

Class of Worker

QCEW Employees, Non-QCEW Employees, and Self-Employed

The information in this report pertains to the chosen geographical area.

Economy Overview

3,964,054

Population (2019)

Population grew by **85,709** over the last 5 years and is projected to grow by **63,479** over the next 5 years.

1,851,749

Total Regional Employment

Jobs grew by **47,762** over the last 5 years and are projected to grow by **81,207** over the next 5 years.

\$51.4K

Median Household Income (2018)

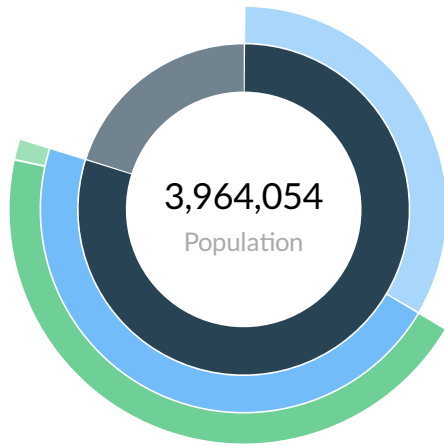
Median household income is **\$8.9K below** the national median household income of \$60.3K.

Takeaways

- As of 2019 the region's population **increased by 2.2%** since 2014, growing by 85,709. Population is expected to **increase by 1.6%** between 2019 and 2024, adding 63,479.
- From 2014 to 2019, jobs **increased by 2.6%** in Oklahoma from 1,803,987 to **1,851,749**. This change **fell short of the national growth rate of 7.9% by 5.3%**. As the number of jobs increased, the **labor force participation rate increased from 58.0% to 58.1% between 2014 and 2019**.
- Concerning educational attainment, **16.3% of Oklahoma residents possess a Bachelor's Degree** (2.5% below the national average), and **7.5% hold an Associate's Degree** (0.6% below the national average).
- The top three industries in 2019 are Restaurants and Other Eating Places, Education and Hospitals (Local Government), and Local Government, Excluding Education and Hospitals.

	Population (2019)	Labor Force (2019)	Jobs (2019)	Cost of Living	GRP	Imports	Exports
Region	3,964,054	1,837,938	1,851,749	93.2	\$204.92B	\$200.14B	\$255.02B

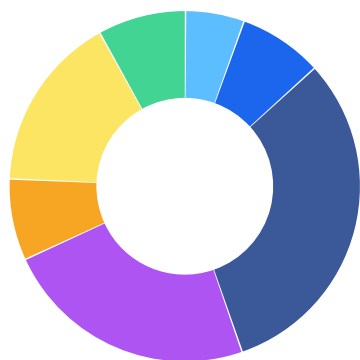
2019 Labor Force Breakdown



	Population
● Total Working Age Population	3,163,391
● Not in Labor Force (15+)	1,325,453
● Labor Force	1,837,938
● Employed	1,779,728
● Unemployed	58,210
● Under 15	800,663

Educational Attainment

Concerning educational attainment, **16.3% of Oklahoma residents possess a Bachelor's Degree** (2.5% below the national average), and **7.5% hold an Associate's Degree** (0.6% below the national average).

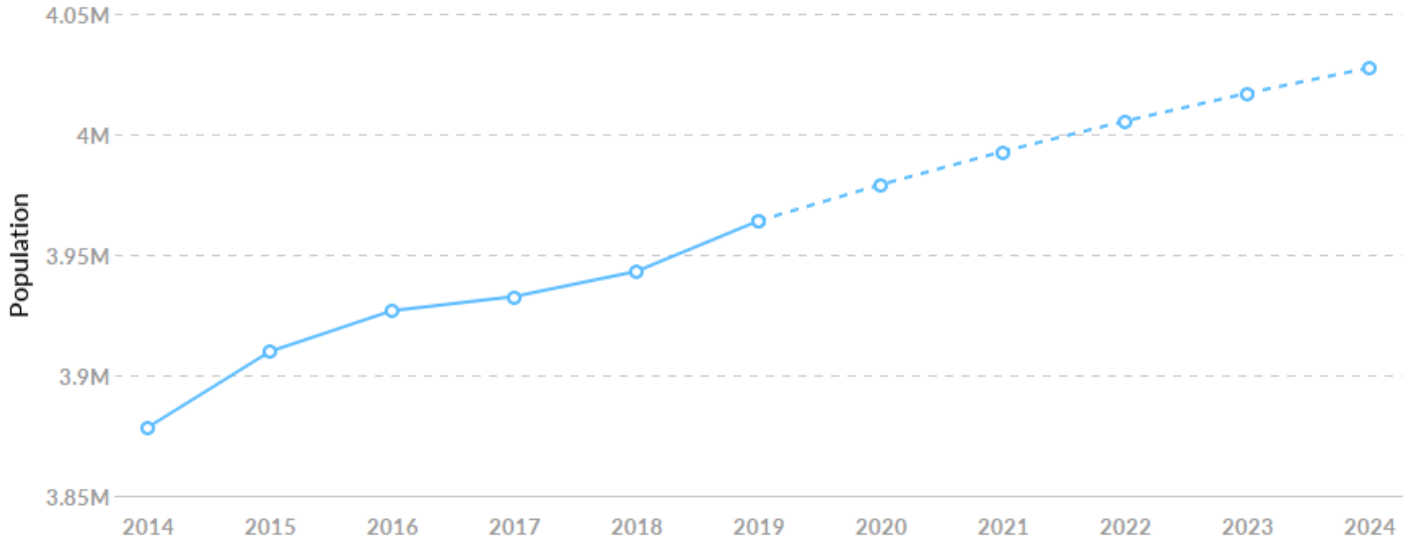


	% of Population	Population
● Less Than 9th Grade	5.4%	142,356
● 9th Grade to 12th Grade	7.7%	203,255
● High School Diploma	31.4%	824,883
● Some College	23.5%	615,524
● Associate's Degree	7.5%	197,178
● Bachelor's Degree	16.3%	427,190
● Graduate Degree and Higher	8.1%	212,976

Historic & Projected Trends

Population Trends

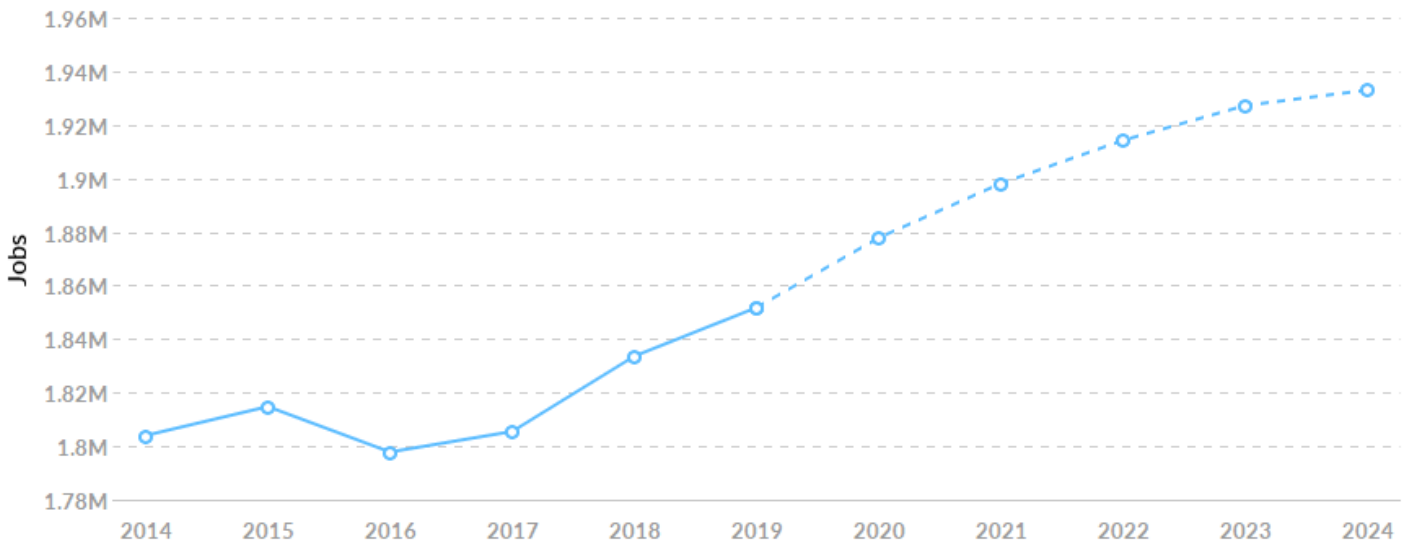
As of 2019 the region's population **increased by 2.2%** since 2014, growing by 85,709. Population is expected to **increase by 1.6%** between 2019 and 2024, adding 63,479.



Timeframe	Population
2014	3,878,345
2015	3,909,811
2016	3,926,760
2017	3,932,640
2018	3,943,078
2019	3,964,054
2020	3,979,071
2021	3,992,835
2022	4,005,454
2023	4,016,999
2024	4,027,533

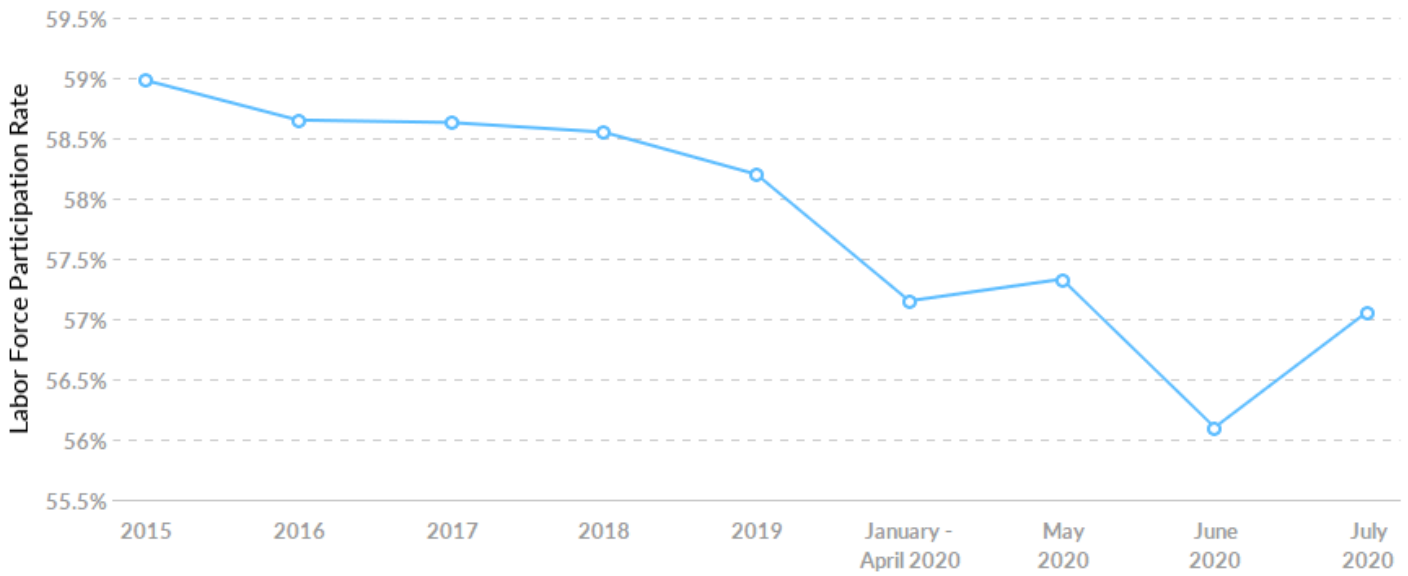
Job Trends

From 2014 to 2019, jobs increased by 2.6% in Oklahoma from 1,803,987 to 1,851,749. This change fell short of the national growth rate of 7.9% by 5.3%.



Timeframe	Jobs
2014	1,803,987
2015	1,814,784
2016	1,797,809
2017	1,805,479
2018	1,833,596
2019	1,851,749
2020	1,877,797
2021	1,898,104
2022	1,914,201
2023	1,927,201
2024	1,932,957

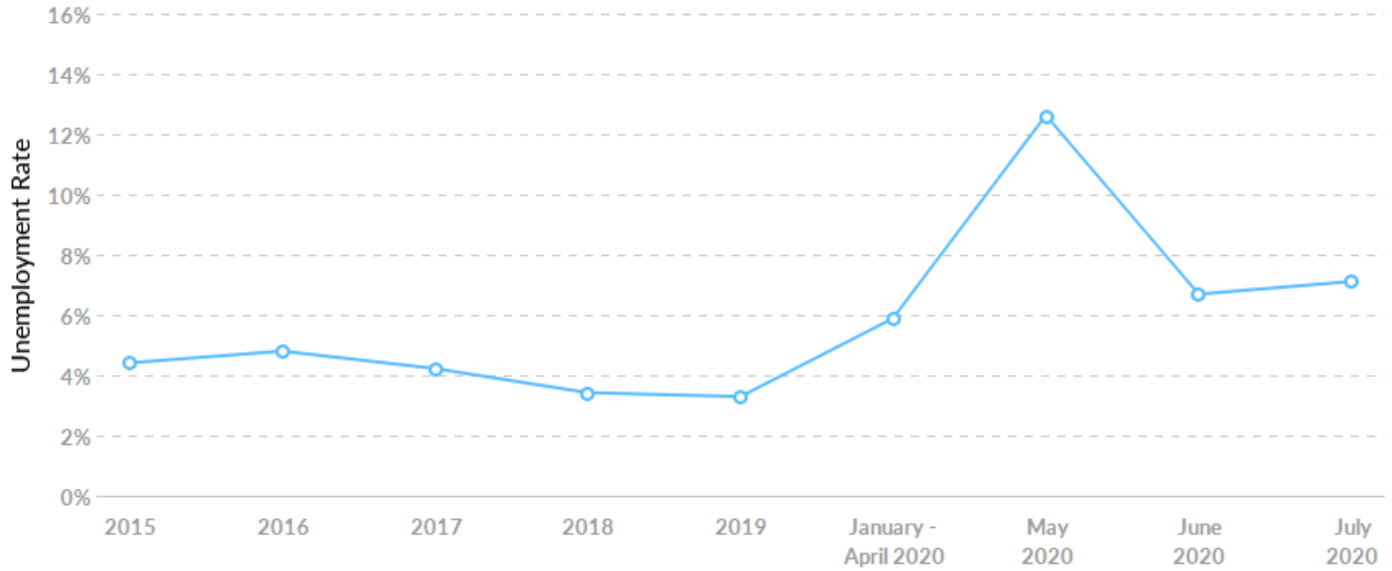
Labor Force Participation Rate Trends



Timeframe	Labor Force Participation Rate
2015	58.98%
2016	58.65%
2017	58.63%
2018	58.55%
2019	58.20%
January - April 2020	57.15%
May 2020	57.33%
June 2020	56.10%
July 2020	57.06%

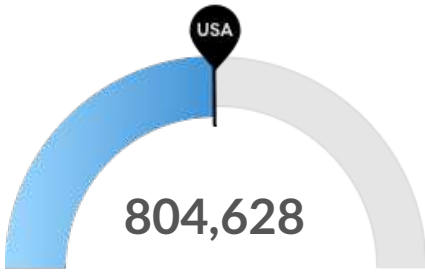
Unemployment Rate Trends

Oklahoma had a July 2020 unemployment rate of 7.11%, **increasing from 4.41%** 5 years before.



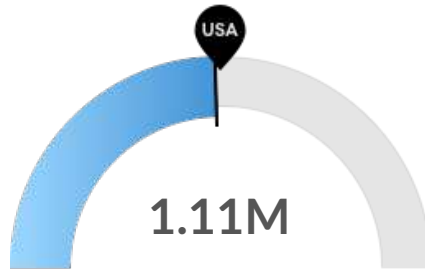
Timeframe	Unemployment Rate
2015	4.41%
2016	4.80%
2017	4.22%
2018	3.42%
2019	3.29%
January - April 2020	5.89%
May 2020	12.62%
June 2020	6.69%
July 2020	7.11%

Population Characteristics



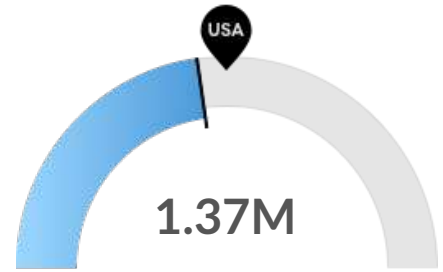
Millennials

Oklahoma has 804,628 millennials (ages 25-39). The national average for an area this size is 810,645.



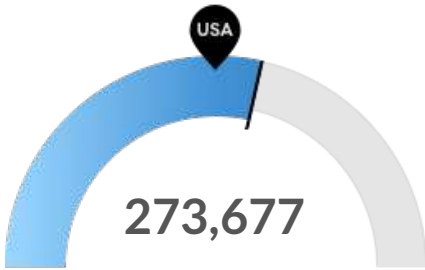
Retiring Soon

Retirement risk is about average in Oklahoma. The national average for an area this size is 1,141,387 people 55 or older, while there are 1,112,996 here.



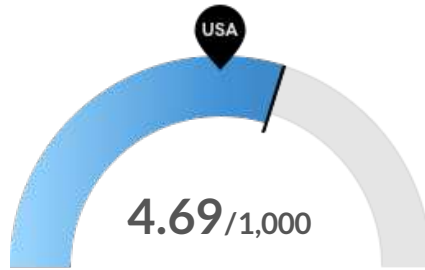
Racial Diversity

Racial diversity is low in Oklahoma. The national average for an area this size is 1,562,215 racially diverse people, while there are 1,366,899 here.



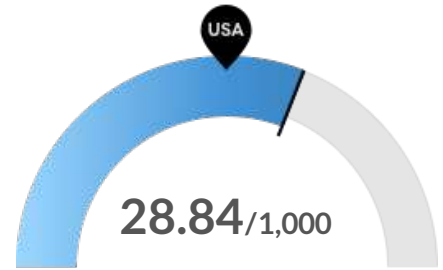
Veterans

Oklahoma has 273,677 veterans. The national average for an area this size is 224,308.



Violent Crime

Oklahoma has 4.69 violent crimes per 1,000 people. The national rate is 3.57 per 1,000 people.

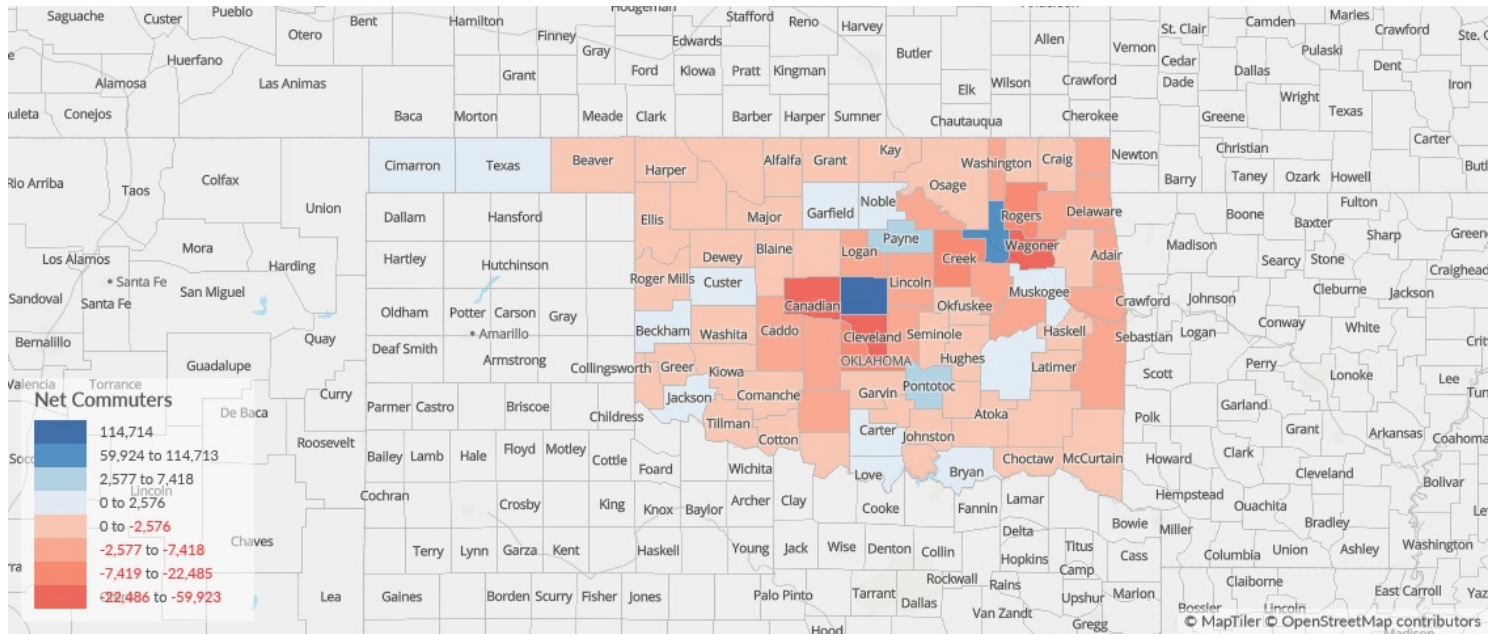


Property Crime

Oklahoma has 28.84 property crimes per 1,000 people. The national rate is 20.68 per 1,000 people.

Place of Work vs Place of Residence

Understanding where talent in Oklahoma currently works compared to where talent lives can help you optimize site decisions.



Where Talent Works

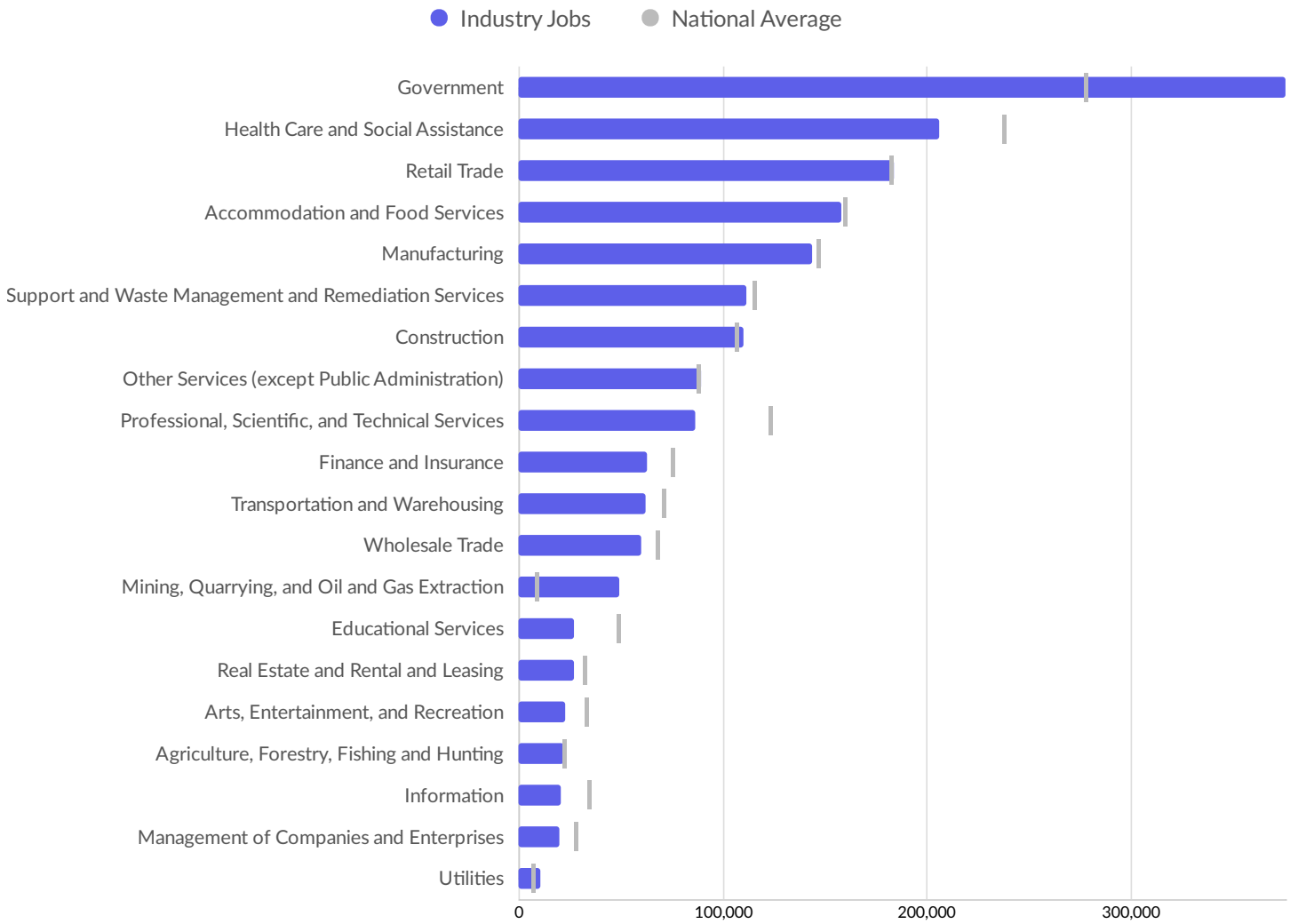
Where Talent Lives

County	Name	2019 Employment
40109	Oklahoma County, OK	519,065
40143	Tulsa County, OK	399,755
40027	Cleveland County, OK	99,170
40031	Comanche County, OK	56,411
40017	Canadian County, OK	43,461

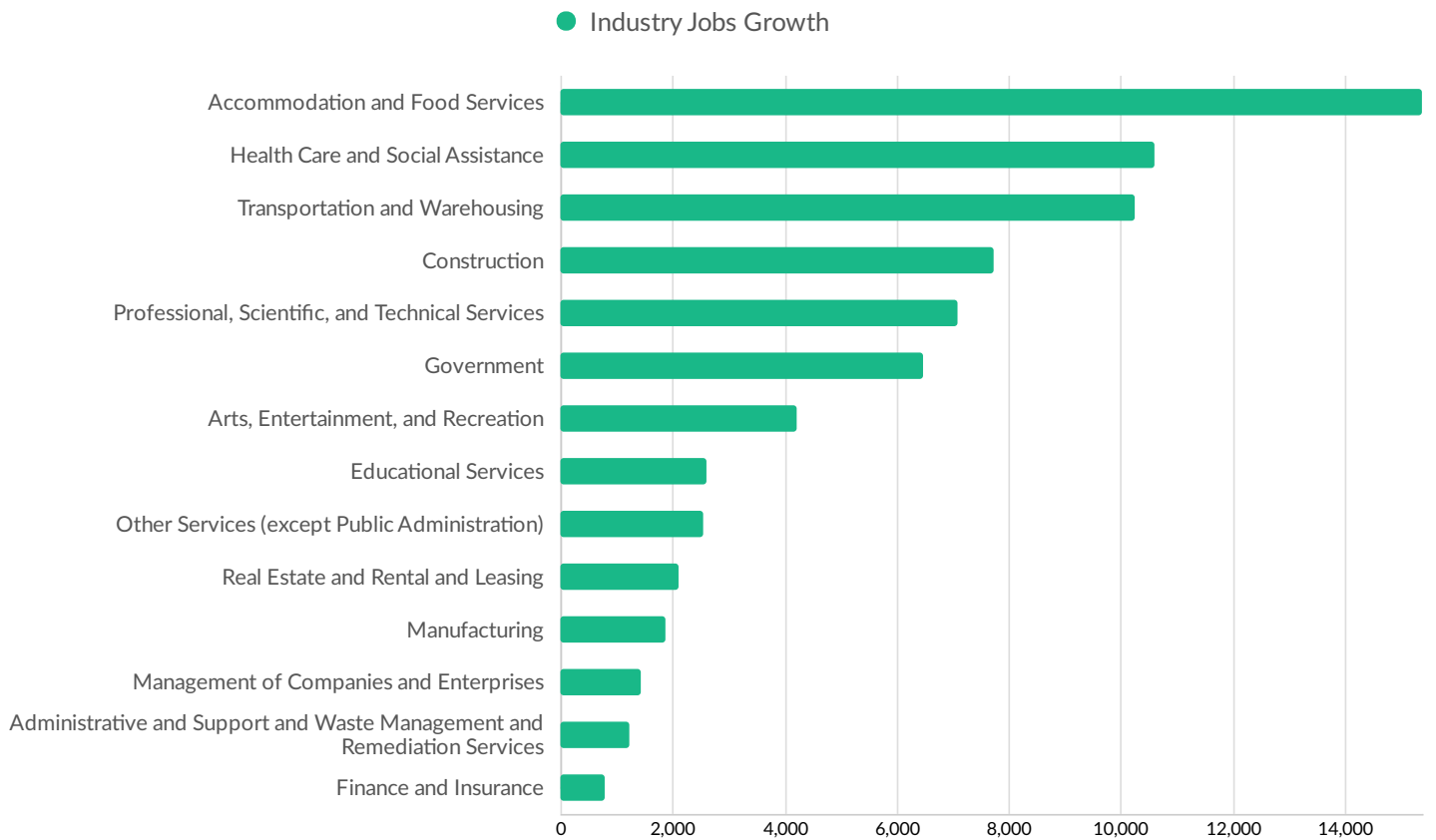
County	Name	2019 Workers
40109	Oklahoma County, OK	404,351
40143	Tulsa County, OK	339,830
40027	Cleveland County, OK	126,785
40017	Canadian County, OK	69,722
40031	Comanche County, OK	58,687

Industry Characteristics

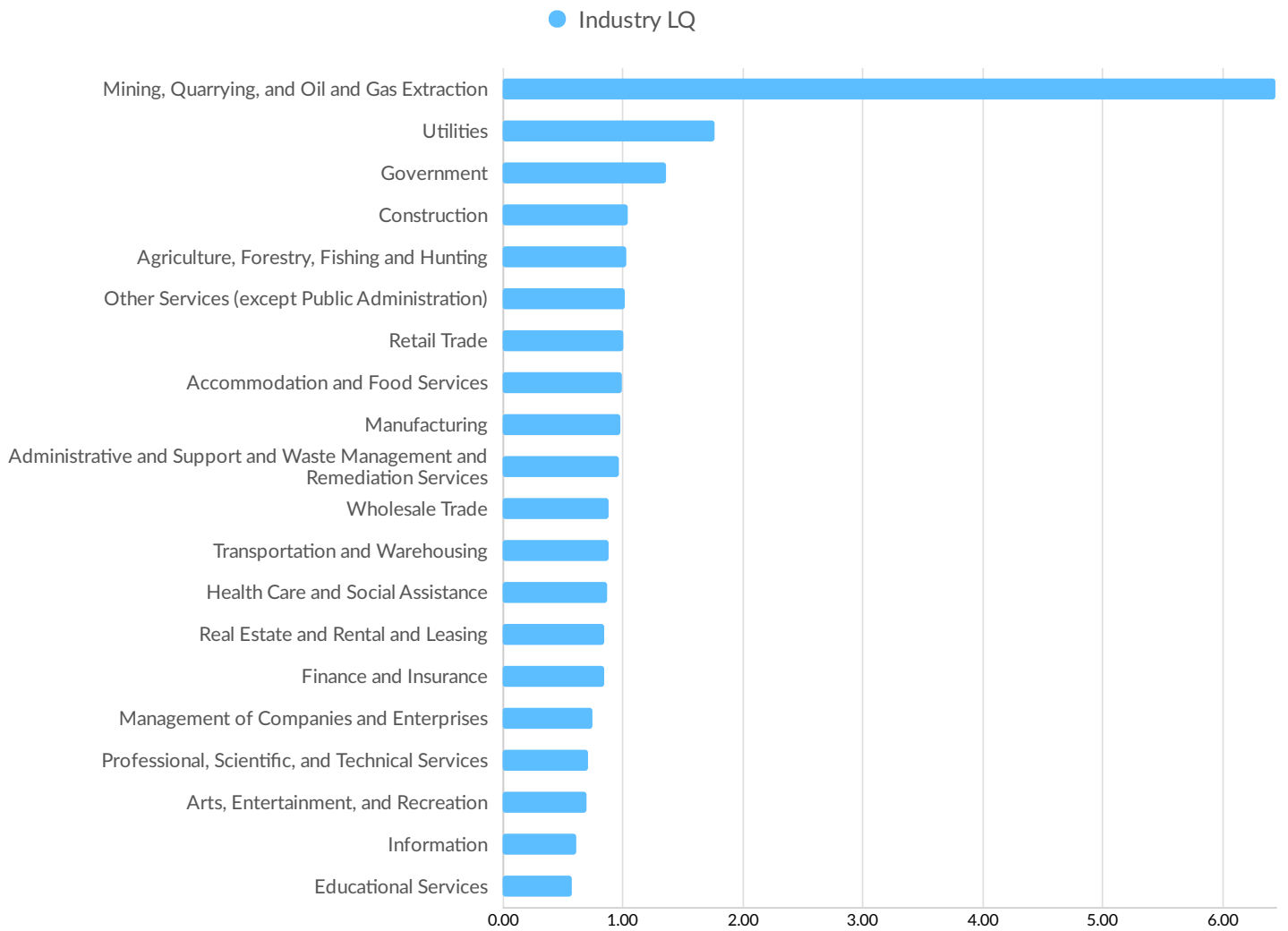
Largest Industries



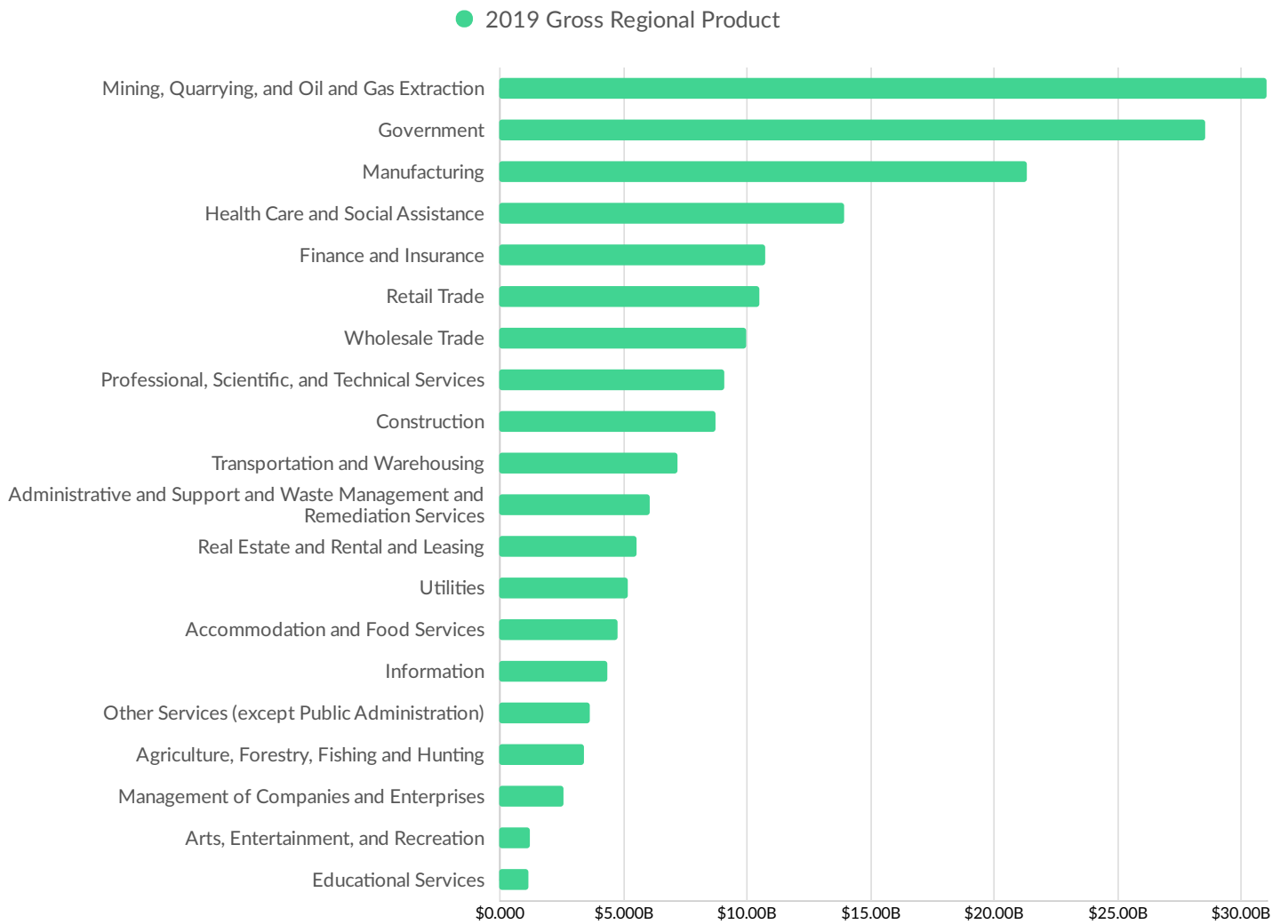
Top Growing Industries



Top Industry LQ



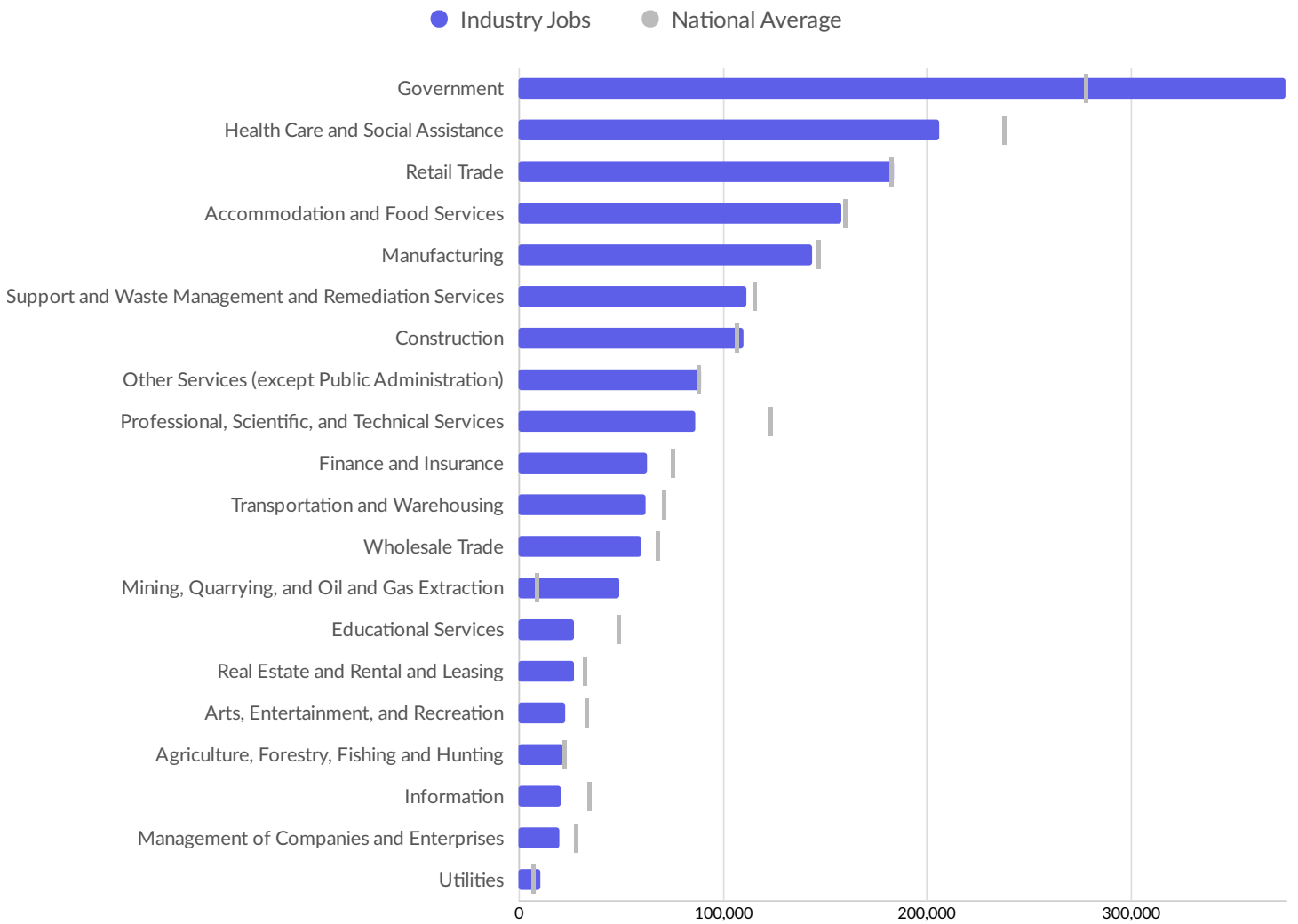
Top Industry GRP



Top Industry Earnings























Largest Industries



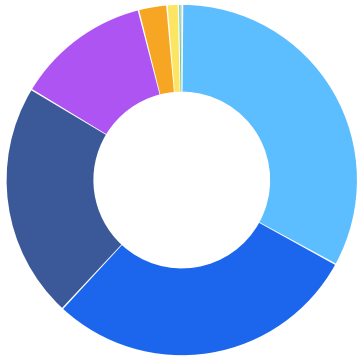
Business Characteristics

189,465 Companies Employ Your Workers

Online profiles for your workers mention 189,465 companies as employers, with the top 10 appearing below. In the last 12 months, 25,532 companies in Oklahoma posted job postings, with the top 10 appearing below.

Top Companies	Profiles	Top Companies Posting	Unique Postings
University of Oklahoma	7,830 	CRST International, Inc.	18,810 
Wal-Mart, Inc.	7,794 	Dollar General Corporation	7,937 
Oklahoma State University	7,450 	HealthCare Employment Netwo...	7,163 
United States Department of th...	6,470 	U.S. Xpress, Inc.	5,628 
United States Department of th...	6,243 	State of Oklahoma	4,880 
Integrus Health, Inc.	4,027 	University of Oklahoma	4,142 
AT&T Inc.	3,581 	Wal-Mart, Inc.	3,829 
Tulsa Public Schools	3,207 	Pegasus Transportation, Inc.	3,665 
State of Oklahoma	2,911 	R.E. Garrison Trucking, Inc.	3,645 
American Airlines Group Inc.	2,602 	Pizza Hut, Inc.	3,637 

Business Size

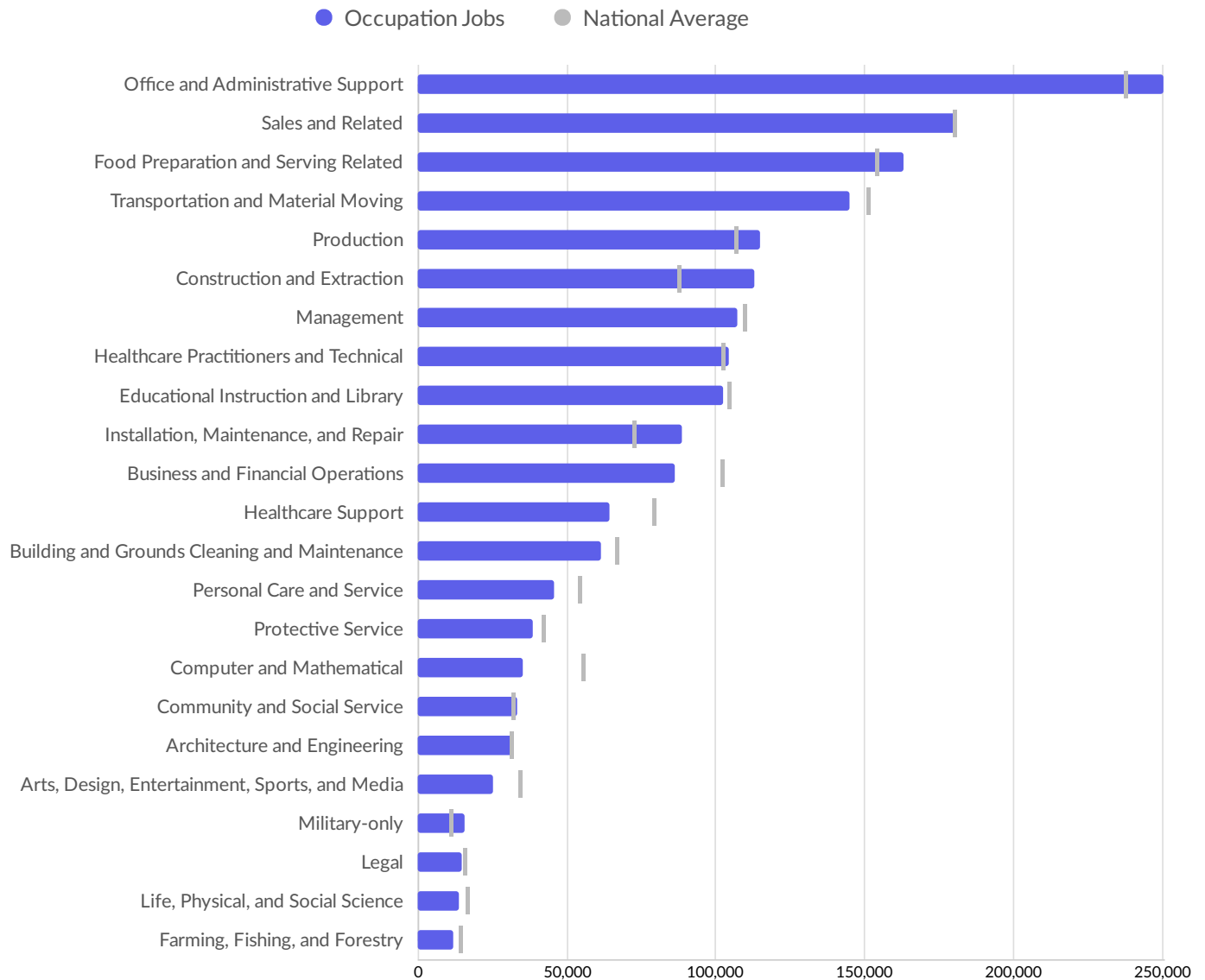


	Percentage	Business Count
1 to 4 employees	32.9%	48,143
5 to 9 employees	28.9%	42,333
10 to 19 employees	21.7%	31,774
20 to 49 employees	12.4%	18,140
50 to 99 employees	2.6%	3,841
100 to 249 employees	1.1%	1,540
250 to 499 employees	0.3%	374
500+ employees	0.1%	166

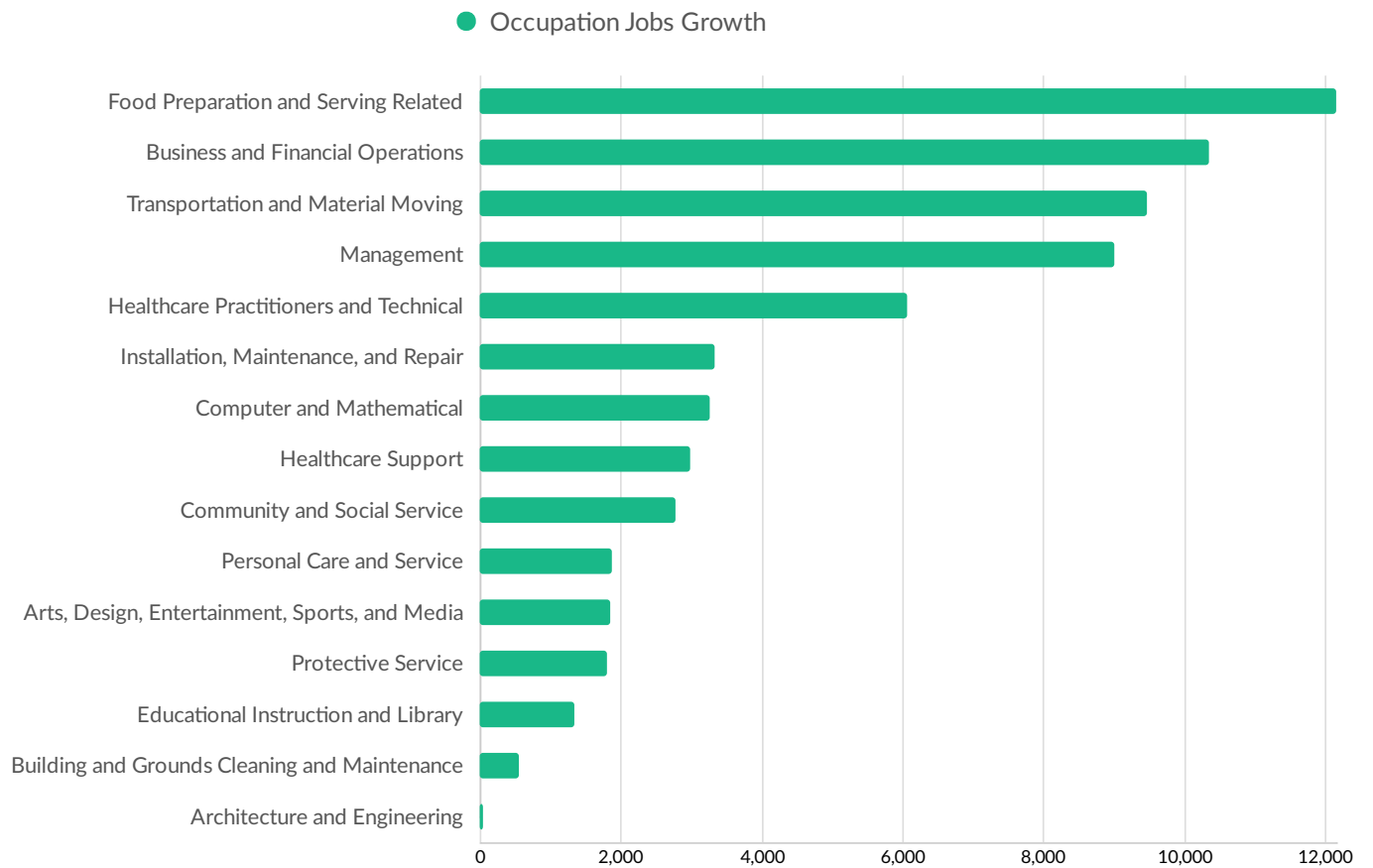
*Business Data by DatabaseUSA.com is third-party data provided by Emsi to its customers as a convenience, and Emsi does not endorse or warrant its accuracy or consistency with other published Emsi data. In most cases, the Business Count will not match total companies with profiles on the summary tab.

Workforce Characteristics

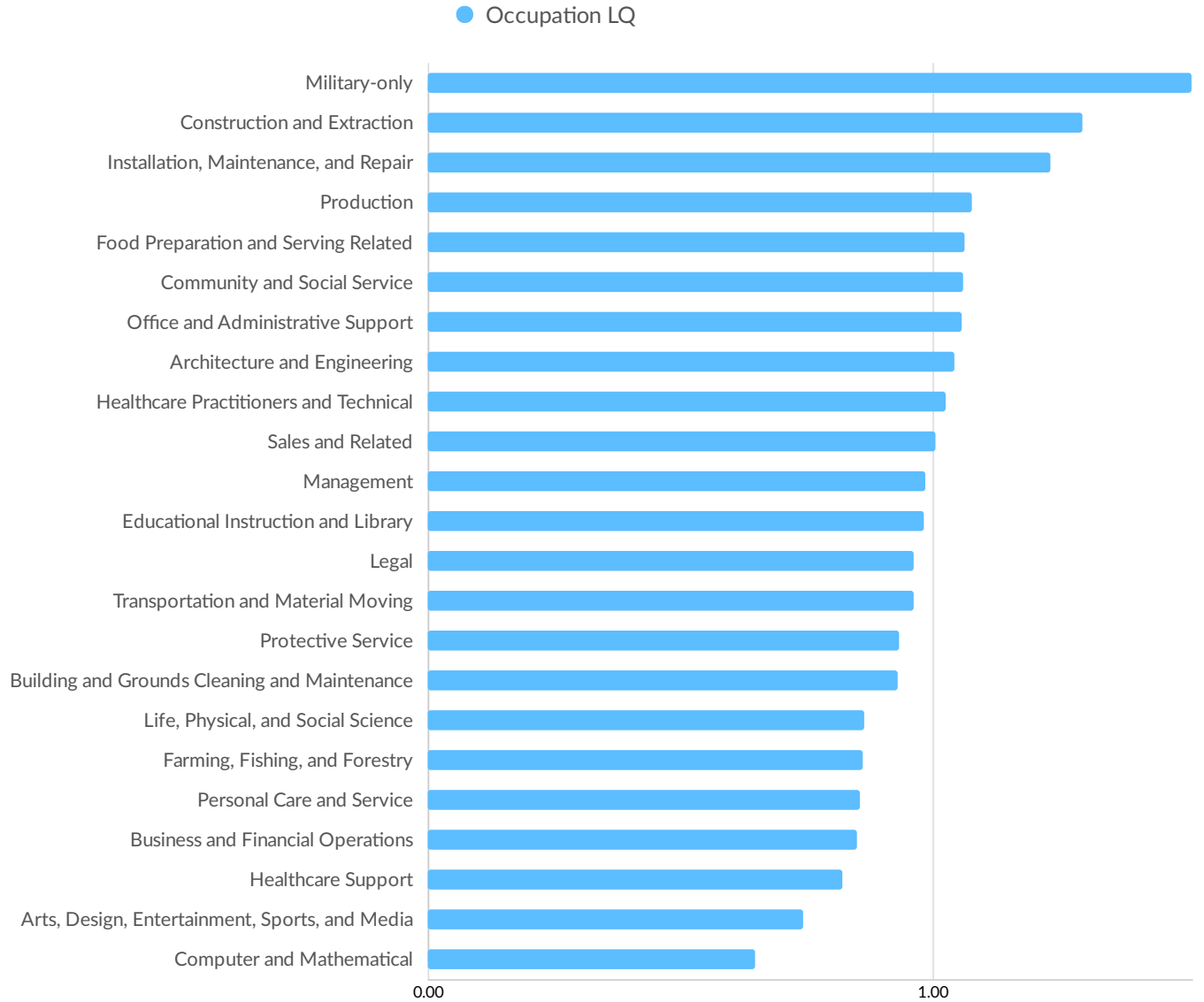
Largest Occupations



Top Growing Occupations



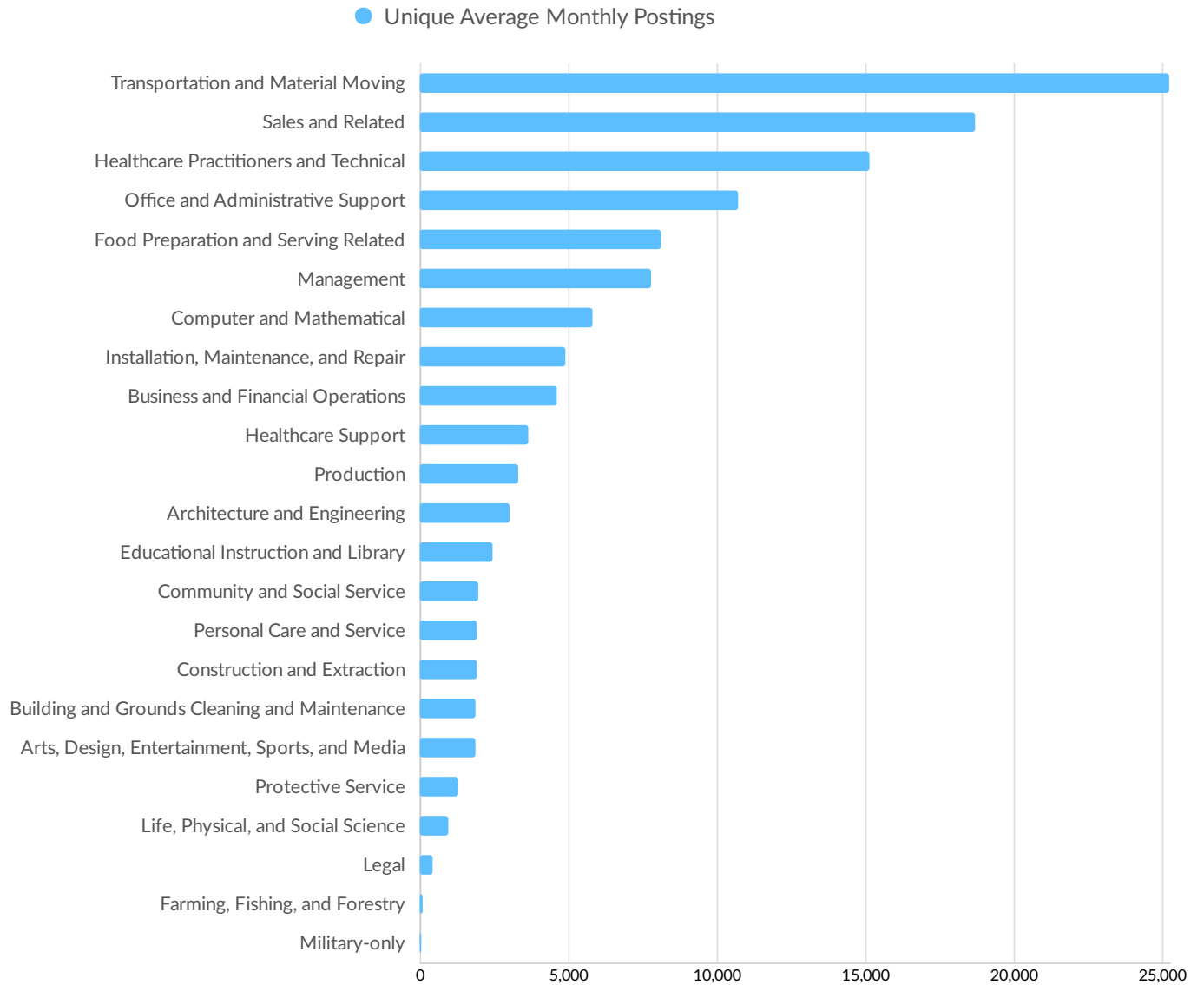
Top Occupation LQ



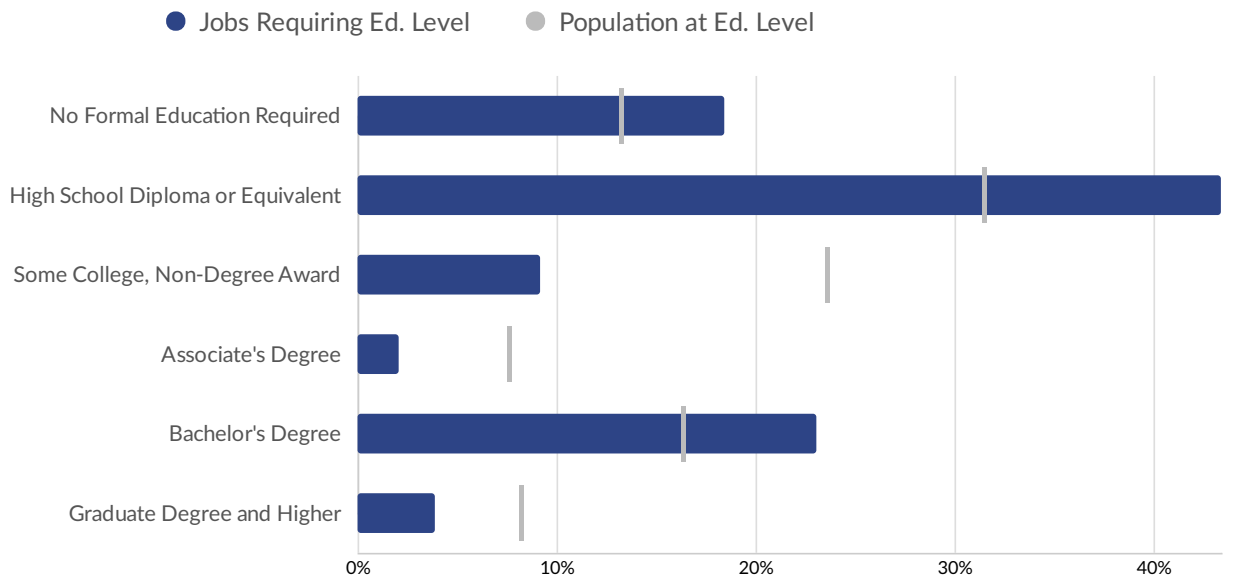
Top Occupation Earnings



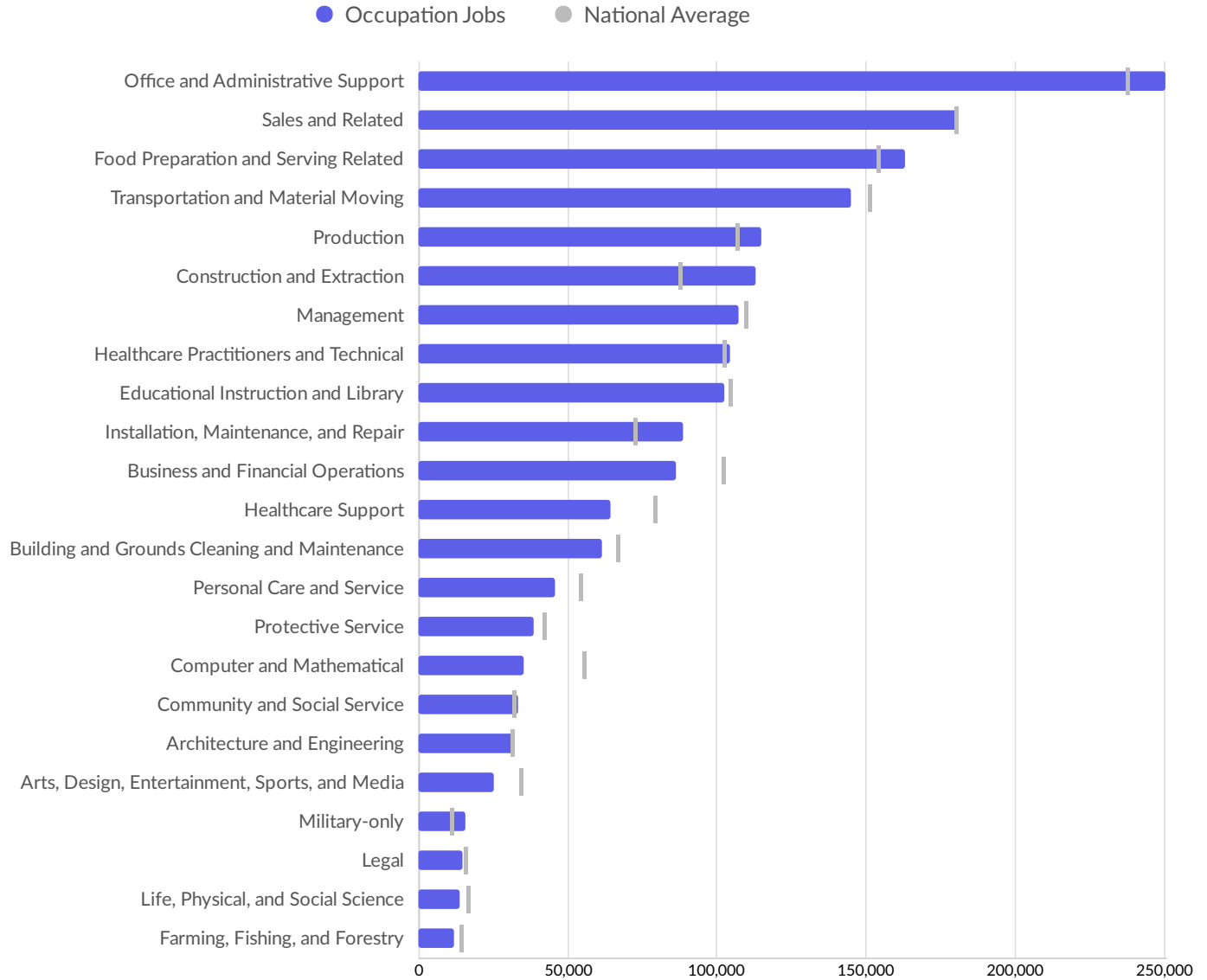
Top Posted Occupations



Underemployment

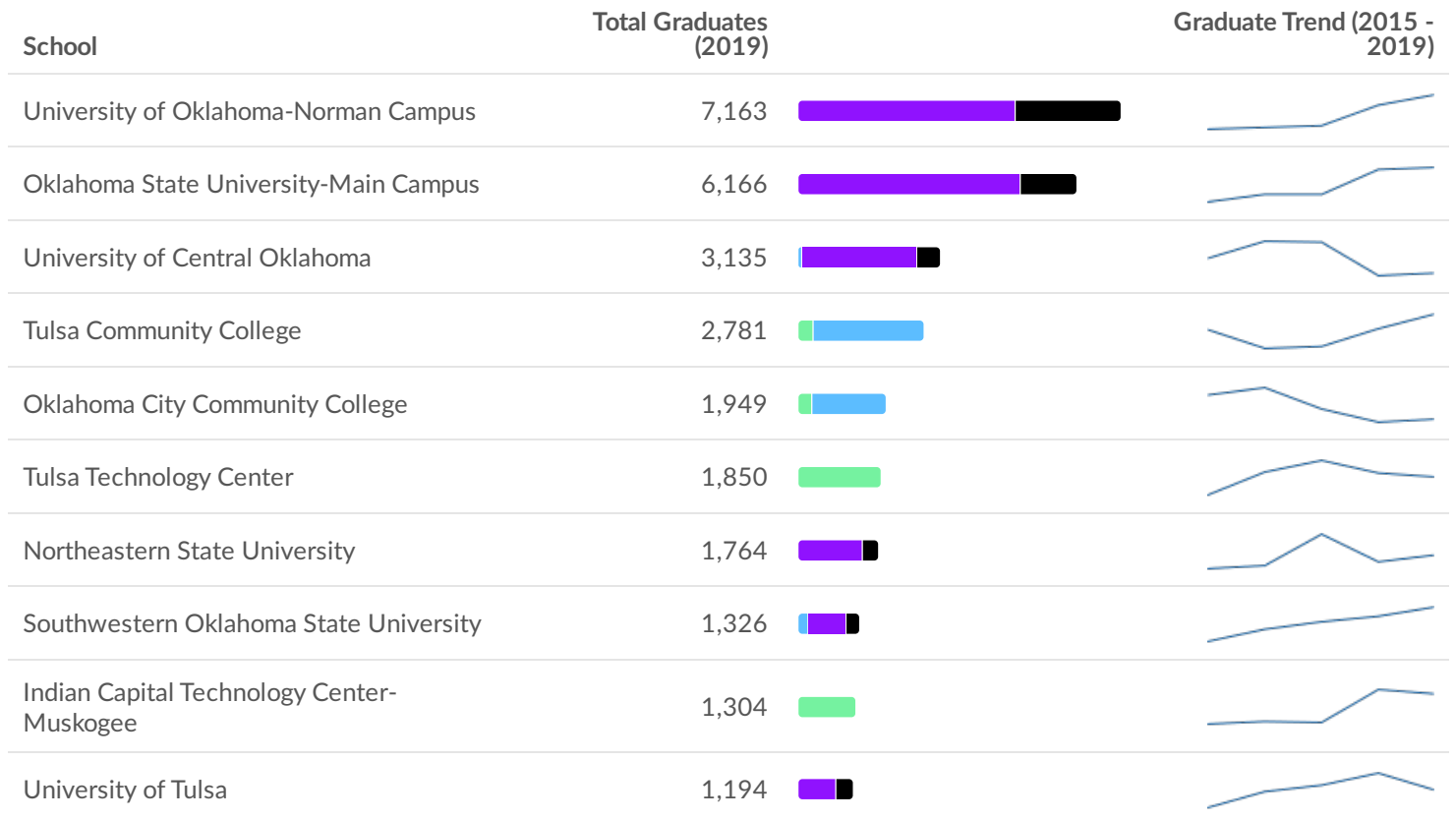


Largest Occupations



Educational Pipeline

In 2019, there were 57,563 graduates in Oklahoma. This pipeline has grown by 2% over the last 5 years. The highest share of these graduates come from General Studies, "Business Administration and Management, General", and Welding Technology/Welder.



● Certificate
 ● Associate's
 ● Bachelor's
 ● Master's or Higher

In-Demand Skills

