

# Oklahoma Department of Career and Technology Education

*career*tech

Information Commons / Research

October 2012

## Red River Technology Center Industry Sector Environmental Analysis

### Human Services Career Cluster Report



## Region Info

Name: Red River Technology Center

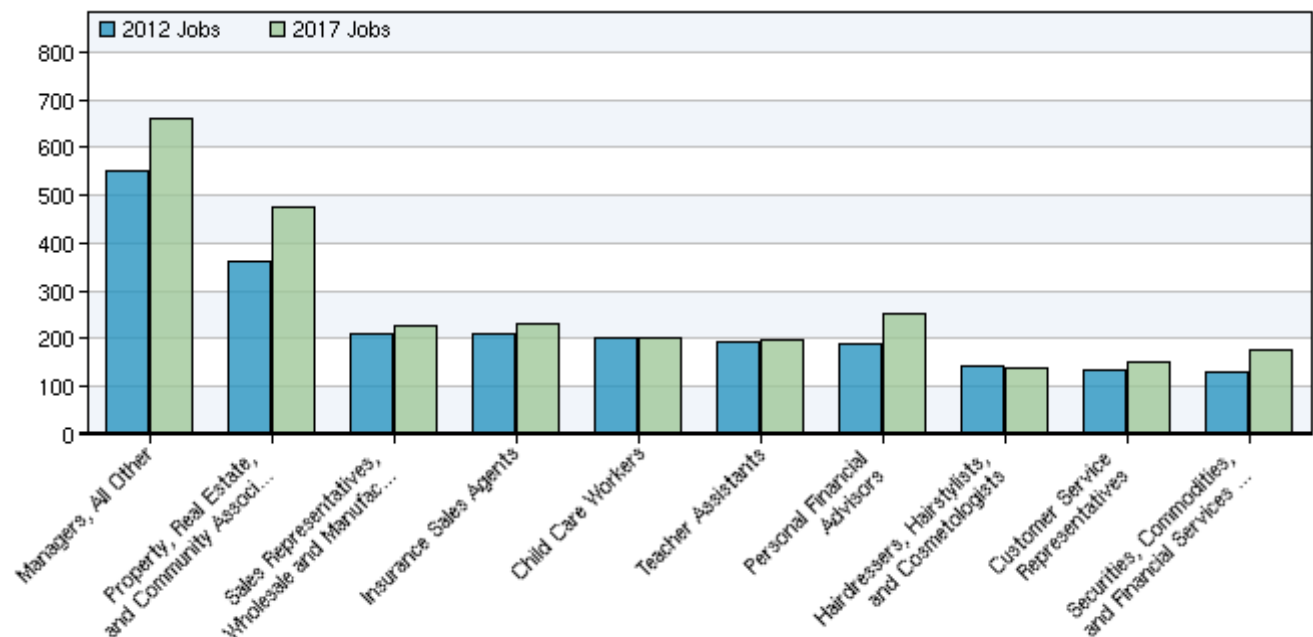
County Areas: Cotton, Oklahoma (40033), Jefferson, Oklahoma (40067), Stephens, Oklahoma (40137)

## Executive Summary for Human Services Career Cluster (Bachelor\_degree and below)

Education	2012 Jobs	2017 Jobs	Change	Annual Openings	2012 Hourly Earnings
Short-term on-the-job training	649	682	33	23	\$8.10
Moderate-term on-the-job training	172	190	18	9	\$12.23
Long-term on-the-job training	18	15	-3	0	\$15.85
Work experience in a related occupation	897	1,039	142	50	\$21.87
Postsecondary vocational award	503	524	21	16	\$12.72
Associate's degree	42	45	3	2	\$15.69
Bachelor's degree	881	1,109	228	64	\$22.23
Total	3,161	3,604	443	164	\$17.05

Source: EMSI Complete Employment - 2012.2

## Largest Occupations



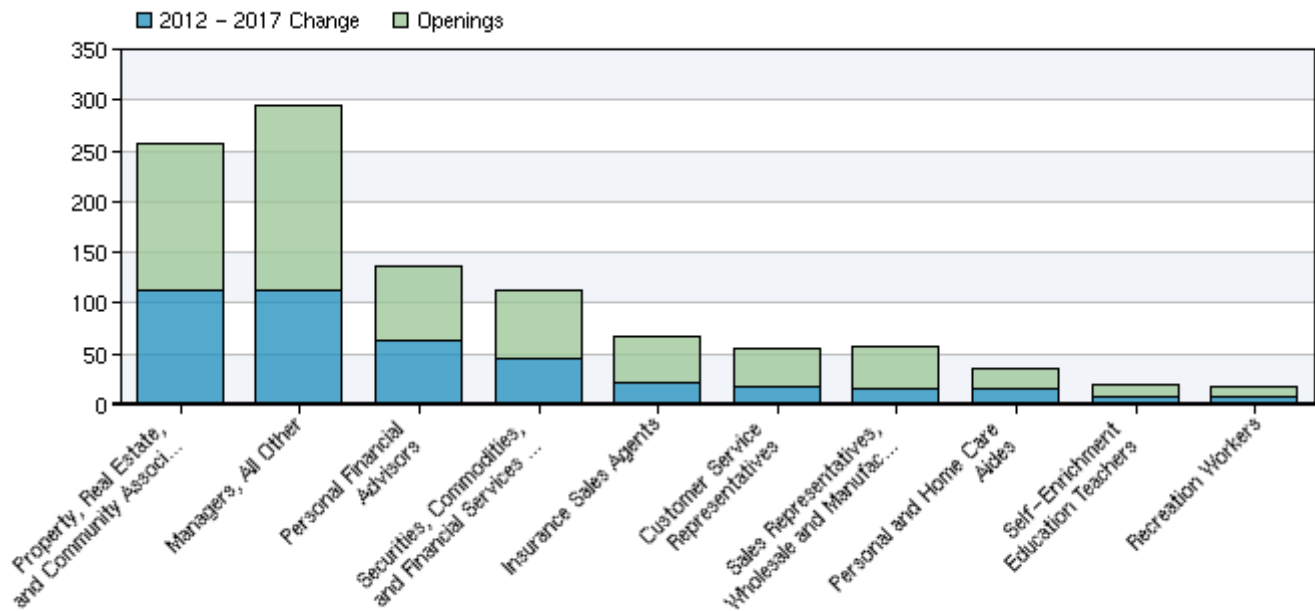
SOC Code	Description	2012 Jobs	2017 Jobs	Change	2012 Hourly Earnings	Education
11-9199	Managers, All Other	551	663	112	\$21.81	Work experience in a related occupation

SOC Code	Description	2012 Jobs	2017 Jobs	Change	2012 Hourly Earnings	Education
11-9141	Property, Real Estate, and Community Association Managers	364	477	113	\$24.87	Bachelor's degree
41-4012	Sales Representatives, Wholesale and Manufacturing, Except Technical and Scientific Products	212	228	16	\$22.32	Work experience in a related occupation
41-3021	Insurance Sales Agents	211	233	22	\$14.84	Postsecondary vocational award
39-9011	Child Care Workers	201	202	1	\$6.23	Short-term on-the-job training
25-9041	Teacher Assistants	193	199	6	\$8.03	Short-term on-the-job training
13-2052	Personal Financial Advisors	188	251	63	\$24.42	Bachelor's degree
39-5012	Hairdressers, Hairstylists, and Cosmetologists	144	140	-4	\$7.84	Postsecondary vocational award
43-4051	Customer Service Representatives	133	150	17	\$11.33	Moderate-term on-the-job training
41-3031	Securities, Commodities, and Financial Services Sales Agents	131	177	46	\$17.95	Bachelor's degree
41-4011	Sales Representatives, Wholesale and Manufacturing, Technical and Scientific Products	79	85	6	\$23.58	Work experience in a related occupation
39-9021	Personal and Home Care Aides	78	93	15	\$7.97	Short-term on-the-job training
25-2011	Preschool Teachers, Except Special Education	72	74	2	\$17.10	Postsecondary vocational award
35-3041	Food Servers, Nonrestaurant	62	62	0	\$8.79	Short-term on-the-job training
25-3021	Self-Enrichment Education Teachers	52	60	8	\$17.84	Work experience in a related occupation
39-9032	Recreation Workers	50	57	7	\$11.72	Short-term on-the-job training
21-1021	Child, Family, and School Social Workers	47	46	-1	\$16.13	Bachelor's degree
25-2041	Special Education Teachers, Preschool, Kindergarten, and Elementary School	34	36	2	\$19.66	Bachelor's degree
21-1093	Social and Human Service Assistants	32	32	0	\$12.73	Moderate-term on-the-job training
29-2071	Medical Records and Health Information Technicians	31	35	4	\$13.17	Associate's degree
21-2021	Directors, Religious Activities and Education	27	24	-3	\$15.83	Bachelor's degree
43-9199	Office and Administrative Support Workers, All Other	23	24	1	\$14.61	Short-term on-the-job training
31-9011	Massage Therapists	22	24	2	\$11.00	Postsecondary vocational award
39-9031	Fitness Trainers and Aerobics Instructors	20	20	0	\$18.10	Postsecondary vocational award
19-3021	Market Research Analysts	18	21	3	\$21.40	Bachelor's degree
13-1022	Wholesale and Retail Buyers, Except Farm Products	18	15	-3	\$15.85	Long-term on-the-job training
39-3091	Amusement and Recreation	17	19	2	\$8.86	Short-term on-the-job

SOC Code	Description	2012 Jobs	2017 Jobs	Change	2012 Hourly Earnings	Education
	Attendants					training
21-1022	Medical and Public Health Social Workers	17	19	2	\$16.19	Bachelor's degree
39-4021	Funeral Attendants	14	15	1	\$9.51	Short-term on-the-job training
13-1072	Compensation, Benefits, and Job Analysis Specialists	14	16	2	\$25.54	Bachelor's degree
21-1011	Substance Abuse and Behavioral Disorder Counselors	13	13	0	\$13.50	Bachelor's degree
39-5092	Manicurists and Pedicurists	13	13	0	\$6.66	Postsecondary vocational award
39-5011	Barbers	12	10	-2	\$8.30	Postsecondary vocational award
11-9151	Social and Community Service Managers	11	10	-1	\$20.04	Bachelor's degree
11-9061	Funeral Directors	11	10	-1	\$23.06	Associate's degree
29-1031	Dietitians and Nutritionists	<10	11	--	--	Bachelor's degree
39-5094	Skin Care Specialists	<10	<10	--	--	Postsecondary vocational award
39-9041	Residential Advisors	<10	<10	--	--	Short-term on-the-job training
13-2071	Loan Counselors	<10	<10	--	--	Bachelor's degree
23-2099	Legal Support Workers, All Other	<10	<10	--	--	Moderate-term on-the-job training
39-5093	Shampooers	<10	<10	--	--	Short-term on-the-job training
13-1061	Emergency Management Specialists	<10	<10	--	--	Work experience in a related occupation
39-4011	Embalmers	<10	<10	--	--	Postsecondary vocational award

Source: EMSI Complete Employment - 2012.2

## Largest Growth



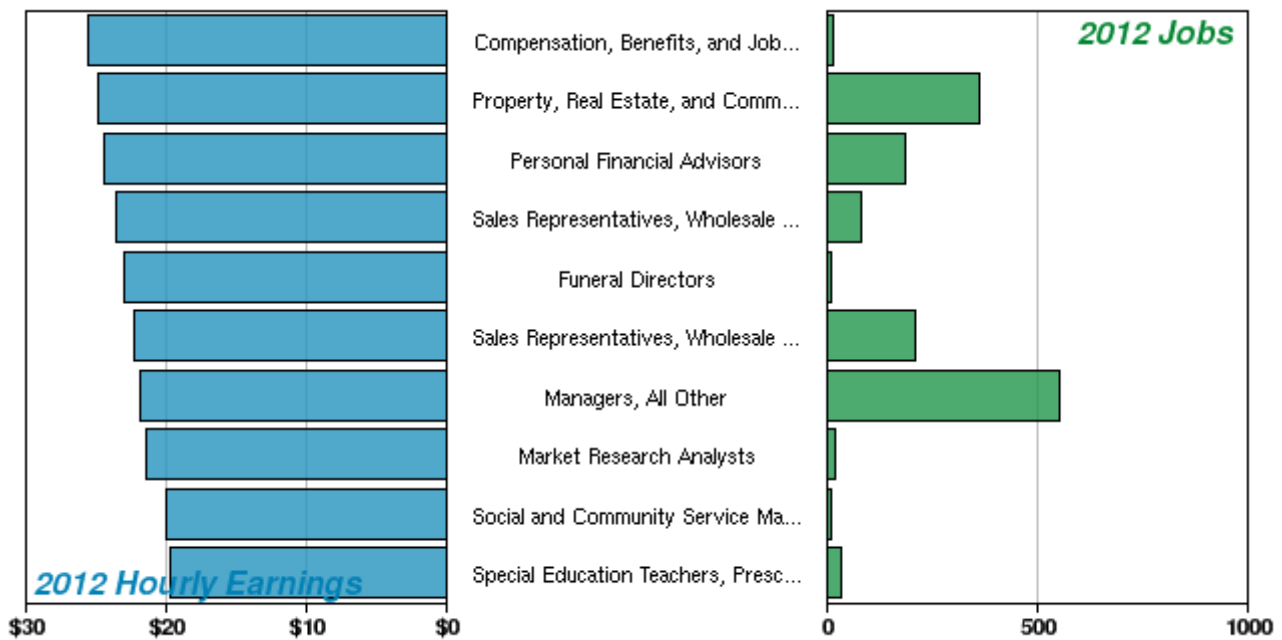
SOC Code	Description	2012 - 2017 Change	Openings	Annual Openings	2012 Hourly Earnings	Education
11-9141	Property, Real Estate, and Community Association Managers	113	144	29	\$24.87	Bachelor's degree
11-9199	Managers, All Other	112	183	37	\$21.81	Work experience in a related occupation
13-2052	Personal Financial Advisors	63	73	15	\$24.42	Bachelor's degree
41-3031	Securities, Commodities, and Financial Services Sales Agents	46	66	13	\$17.95	Bachelor's degree
41-3021	Insurance Sales Agents	22	46	9	\$14.84	Postsecondary vocational award
43-4051	Customer Service Representatives	17	38	8	\$11.33	Moderate-term on-the-job training
41-4012	Sales Representatives, Wholesale and Manufacturing, Except Technical and Scientific Products	16	41	8	\$22.32	Work experience in a related occupation
39-9021	Personal and Home Care Aides	15	20	4	\$7.97	Short-term on-the-job training
25-3021	Self-Enrichment Education Teachers	8	12	2	\$17.84	Work experience in a related occupation
39-9032	Recreation Workers	7	11	2	\$11.72	Short-term on-the-job training
41-4011	Sales Representatives,	6	15	3	\$23.58	Work experience in

SOC Code	Description	2012 - 2017 Change	Openings	Annual Openings	2012 Hourly Earnings	Education
	Wholesale and Manufacturing, Technical and Scientific Products					a related occupation
25-9041	Teacher Assistants	6	26	5	\$8.03	Short-term on-the-job training
29-2071	Medical Records and Health Information Technicians	4	7	1	\$13.17	Associate's degree
19-3021	Market Research Analysts	3	5	1	\$21.40	Bachelor's degree
21-1022	Medical and Public Health Social Workers	2	4	1	\$16.19	Bachelor's degree
39-3091	Amusement and Recreation Attendants	2	6	1	\$8.86	Short-term on-the-job training
25-2041	Special Education Teachers, Preschool, Kindergarten, and Elementary School	2	7	1	\$19.66	Bachelor's degree
31-9011	Massage Therapists	2	3	1	\$11.00	Postsecondary vocational award
25-2011	Preschool Teachers, Except Special Education	2	10	2	\$17.10	Postsecondary vocational award
13-1072	Compensation, Benefits, and Job Analysis Specialists	2	4	1	\$25.54	Bachelor's degree
23-2099	Legal Support Workers, All Other	1	2	0	\$27.97	Moderate-term on-the-job training
39-4021	Funeral Attendants	1	4	1	\$9.51	Short-term on-the-job training
29-1031	Dietitians and Nutritionists	1	3	1	\$23.66	Bachelor's degree
43-9199	Office and Administrative Support Workers, All Other	1	4	1	\$14.61	Short-term on-the-job training
39-9011	Child Care Workers	1	33	7	\$6.23	Short-term on-the-job training
39-5092	Manicurists and Pedicurists	0	1	0	\$6.66	Postsecondary vocational award
39-9031	Fitness Trainers and Aerobics Instructors	0	2	0	\$18.10	Postsecondary vocational award
39-9041	Residential Advisors	0	2	0	\$8.67	Short-term on-the-job training
21-1011	Substance Abuse and Behavioral Disorder Counselors	0	2	0	\$13.50	Bachelor's degree
35-3041	Food Servers, Nonrestaurant	0	6	1	\$8.79	Short-term on-the-job training
39-4011	Embalmers	0	1	0	\$20.52	Postsecondary vocational award
13-1061	Emergency Management Specialists	0	1	0	\$25.22	Work experience in a related occupation
21-1093	Social and Human Service Assistants	0	5	1	\$12.73	Moderate-term on-the-job training
39-5094	Skin Care Specialists	0	1	0	\$10.48	Postsecondary vocational award
39-5093	Shampooers	0	0	0	\$5.80	Short-term

SOC Code	Description	2012 - 2017 Change	Openings	Annual Openings	2012 Hourly Earnings	Education
						on-the-job training
13-2071	Loan Counselors	-1	0	0	\$13.05	Bachelor's degree
11-9151	Social and Community Service Managers	-1	2	0	\$20.04	Bachelor's degree
11-9061	Funeral Directors	-1	1	0	\$23.06	Associate's degree
21-1021	Child, Family, and School Social Workers	-1	8	2	\$16.13	Bachelor's degree
39-5011	Barbers	-2	1	0	\$8.30	Postsecondary vocational award
13-1022	Wholesale and Retail Buyers, Except Farm Products	-3	2	0	\$15.85	Long-term on-the-job training
21-2021	Directors, Religious Activities and Education	-3	3	1	\$15.83	Bachelor's degree
39-5012	Hairdressers, Hairstylists, and Cosmetologists	-4	12	2	\$7.84	Postsecondary vocational award

Source: EMSI Complete Employment - 2012.2

## Highest Earnings



SOC Code	Description	2012 Hourly Earnings	2012 Jobs	2012 - 2017 Change	Annual Openings	Education
13-1072	Compensation, Benefits, and Job Analysis Specialists	\$25.54	14	2	1	Bachelor's degree
11-9141	Property, Real Estate, and Community Association	\$24.87	364	113	29	Bachelor's degree

SOC Code	Description	2012 Hourly Earnings	2012 Jobs	2012 - 2017 Change	Annual Openings	Education
	Managers					
13-2052	Personal Financial Advisors	\$24.42	188	63	15	Bachelor's degree
41-4011	Sales Representatives, Wholesale and Manufacturing, Technical and Scientific Products	\$23.58	79	6	3	Work experience in a related occupation
11-9061	Funeral Directors	\$23.06	11	-1	0	Associate's degree
41-4012	Sales Representatives, Wholesale and Manufacturing, Except Technical and Scientific Products	\$22.32	212	16	8	Work experience in a related occupation
11-9199	Managers, All Other	\$21.81	551	112	37	Work experience in a related occupation
19-3021	Market Research Analysts	\$21.40	18	3	1	Bachelor's degree
11-9151	Social and Community Service Managers	\$20.04	11	-1	0	Bachelor's degree
25-2041	Special Education Teachers, Preschool, Kindergarten, and Elementary School	\$19.66	34	2	1	Bachelor's degree
39-9031	Fitness Trainers and Aerobics Instructors	\$18.10	20	0	0	Postsecondary vocational award
41-3031	Securities, Commodities, and Financial Services Sales Agents	\$17.95	131	46	13	Bachelor's degree
25-3021	Self-Enrichment Education Teachers	\$17.84	52	8	2	Work experience in a related occupation
25-2011	Preschool Teachers, Except Special Education	\$17.10	72	2	2	Postsecondary vocational award
21-1022	Medical and Public Health Social Workers	\$16.19	17	2	1	Bachelor's degree
21-1021	Child, Family, and School Social Workers	\$16.13	47	-1	2	Bachelor's degree
13-1022	Wholesale and Retail Buyers, Except Farm Products	\$15.85	18	-3	0	Long-term on-the-job training
21-2021	Directors, Religious Activities and Education	\$15.83	27	-3	1	Bachelor's degree
41-3021	Insurance Sales Agents	\$14.84	211	22	9	Postsecondary vocational award
43-9199	Office and Administrative Support Workers, All Other	\$14.61	23	1	1	Short-term on-the-job training
21-1011	Substance Abuse and Behavioral Disorder Counselors	\$13.50	13	0	0	Bachelor's degree
29-2071	Medical Records and Health Information Technicians	\$13.17	31	4	1	Associate's degree
21-1093	Social and Human Service Assistants	\$12.73	32	0	1	Moderate-term on-the-job training
39-9032	Recreation Workers	\$11.72	50	7	2	Short-term on-the-job training
43-4051	Customer Service Representatives	\$11.33	133	17	8	Moderate-term on-the-job training



SOC Code	Description	2012 Hourly Earnings	2012 Jobs	2012 - 2017 Change	Annual Openings	Education
31-9011	Massage Therapists	\$11.00	22	2	1	Postsecondary vocational award
39-4021	Funeral Attendants	\$9.51	14	1	1	Short-term on-the-job training
39-3091	Amusement and Recreation Attendants	\$8.86	17	2	1	Short-term on-the-job training
35-3041	Food Servers, Nonrestaurant	\$8.79	62	0	1	Short-term on-the-job training
39-5011	Barbers	\$8.30	12	-2	0	Postsecondary vocational award
25-9041	Teacher Assistants	\$8.03	193	6	5	Short-term on-the-job training
39-9021	Personal and Home Care Aides	\$7.97	78	15	4	Short-term on-the-job training
39-5012	Hairdressers, Hairstylists, and Cosmetologists	\$7.84	144	-4	2	Postsecondary vocational award
39-5092	Manicurists and Pedicurists	\$6.66	13	0	0	Postsecondary vocational award
39-9011	Child Care Workers	\$6.23	201	1	7	Short-term on-the-job training

Source: EMSI Complete Employment - 2012.2

\*Note: Occupations with fewer than 10 employees are not shown.

## Data Sources and Calculations

---

### Career Cluster Data

Career clusters and pathways are collections of standard occupation (SOC) codes. They are defined by the States' Career Cluster Initiative.

### Occupation Data

Organizing regional employment information by occupation provides a workforce-oriented view of the regional economy. EMSI's occupation data are based on EMSI's industry data and regional staffing patterns taken from the Occupational Employment Statistics program (U.S. Bureau of Labor Statistics). Wage information is partially derived from the American Community Survey. The occupation-to-program (SOC-to-CIP) crosswalk is based on one from the U.S. Department of Education, with customizations by EMSI.

### State Data Sources

This report uses state data from the following agencies: Oklahoma Employment Security Commission.